

Your studies

**School of
Philosophy
and Art History**

Undergraduate

STUDENT HANDBOOK
2020-21



University of Essex



Welcome

Welcome the School of Philosophy and Art History here at Essex!

A very warm welcome to the academic community of the School of Philosophy and Art History. Both Art History and Philosophy at Essex have well-earned and well-established reputations, and have a strong record of educating undergraduate and graduate students at all levels. We pride ourselves on being a close-knit department, one where lecturers know the names of their students and there are lots of opportunities for you as students to take an active role in shaping your university experience.

While you are starting university in a strange moment, we are committed to making your time here a positive one. We will do everything we can to offer you a transformative education, one that challenges you to become the best version of yourself. What we ask from you is that you be open to the challenge and ready to engage fully with the university experience. This year, that will mean adjusting to a very different way of learning and being at University, one that will offer both challenges and opportunities. We ask that you stay engaged and never hesitate to reach out for help when you need it.

Please bookmark this handbook as it contains lots of useful information about all aspects of your studies here at Essex; and of course, if you still have any questions then please do not hesitate to [get in touch](#) with us.

Very best wishes for your time at Essex!

Dr. Diana Bullen Presciutti, Head of School

Contents

Welcome	1
Introduction.....	1
Practicalities and Getting Started.....	2
Registration	2
Right to Study.....	2
Choosing your modules	2
Explore your Campus.....	2
Get connected.....	3
Working while studying	3
Your personal belongings	3
The Essex Experience	4
Equality, Diversity and Inclusion	4
Student communities.....	4
Essex Sport.....	4
Students' Union.....	5
Essex Spirit, social media and What's on?	5
About the School of Philosophy and Art History	6
Social Media.....	6
Meet the team	6
Professional Services Team	7
Teaching staff and support.....	8
Staff research interests	9
Departmental resources and facilities.....	9
School of Philosophy and Art History Common Room	9
Departmental prizes	10
Communications	12
Learning and Teaching	14
My Course	14
Module enrolment	15
Fitness to practise	15
Employability Modules	15
Study Abroad	16
Work Placements	16
Module Materials.....	17
Teaching timetable.....	17
Recording your attendance.....	17

Making changes to your study	18
Library Services	18
Academic Skills and Support	18
Proofreading services	19
Language classes	19
Learning a Language	19
Assessment and Academic Integrity	20
Rules of Assessment	20
Academic Integrity and Academic Offences	20
Methods of Assessment in the School of Philosophy and Art History	21
Coursework	21
Ethics in research.....	23
Examinations.....	23
Moderation and marking	24
Feedback.....	25
The Board of Examiners	25
Reassessment	26
Extenuating Circumstances	26
Computers, Learning Technologies and your Information	27
Computers.....	27
Learning Technologies and Systems.....	27
Your information.....	28
Student Voice	29
Student Representatives.....	29
Student Voice Groups	29
Student Surveys.....	29
You Matter.....	31
Student Services Hub	31
Support for disabilities and conditions	31
Seeing a Doctor	31
Counselling services	31
UK Immigration Advice and Guidance.....	32
Money management	32
Students' Union Advice.....	32
Residence Life	32
Religion, faith and beliefs.....	32
Harassment support.....	32
Health and safety on campus.....	33

Making a Complaint	33
Student Development.....	34
Careers Services.....	34
CareerHub.....	34
Big Essex Award	34
Chart Your Path	34
Volunteering	34
Essex Interns	34
You Are Essex	35
Year and Degree Marks	35
Graduation.....	35
HEAR	35
References.....	35
Alumni	36
What comes next?	36
Appendix A: Quick Guide - Academic Staff contact details	37

Introduction

All Schools and Departments at Essex create a Student Handbook each year. These are designed to be useful tools for you to find out what you need to know about your department, the University and its academic policies and procedures, and all of the resources available to you.

We know things might be a little different this year, but we remain absolutely determined to provide you with the best Essex education and student experience we can while safeguarding your health and wellbeing. Make sure that you keep up to date with what we all need to do to [keep safe as a community](#).

At Essex we celebrate diversity and challenge inequality. You are welcomed to a truly diverse community where differences are celebrated, and individuality is valued. Your contribution is welcomed and encouraged based on your own thoughts and experiences. As part of our community you will have the freedom to explore, experiment, challenge your discipline and have your ideas shaped by peer and professional knowledge from all over the world. Essex is about more than just getting a degree: we have so much to offer our students!

Things might have to change and adapt over the year, so make sure that you're checking online and keeping in touch with your department for the latest updates. The [Student Directory](#) contains a wealth of other helpful sources of information which you may also find useful.

Practicalities and Getting Started

Registration

Whether a new or returning student, you will need to [officially register](#) at the start of each academic year. Registration is not only a formal procedure of enrolling you into the University, but also connects you to a number of vital systems which allow you to access your online Welcome and Induction information and start your studies. As part of this process, you will need to activate your Essex IT account, register online and, once you arrive on campus, undertake a Right to Study check and collect your student registration card.

Right to Study

The University must ensure all students have the right to study at the University of Essex for the whole duration of their course. If you require [immigration permission](#) to study in the UK, this will be checked when you first arrive on campus and as necessary thereafter. Students have a duty to maintain valid UK immigration permission that allows study for the duration of their course, failure to do so may lead to withdrawal from the University under the [University's General Regulations](#).

Student visas

The University has [many duties](#) as a Tier 4 sponsor and must ensure we remain compliant in order to retain our Tier 4 sponsor status. Students with a Tier 4 or Short-term student visa have responsibilities to the University and the Home Office. There will be conditions attached to your visa that restrict what you can do in the UK, breaking any of the conditions may mean you can't remain in the UK and complete your course. Please be aware that changes to your course, whether due to academic failure or choice, must be considered against the Immigration rules and guidance in place at the time, this can mean that some academic options may not be available to you.

If you are coming to the UK on or after 1 January 2021 to study, you may be applying for a visa under the new immigration rules that the UK government intend to introduce. These rules will also apply to European and Swiss nationals who do not already have EU settled status or UK immigration permission. The government aim to release the new rules in the autumn of 2020, we'll publish more information on our [immigration web pages](#) after they have been published and considered.

Choosing your modules

You may have module options to select as part of your course structure. If you do, you must select the modules you wish to enrol on before the academic year begins. You can view and choose your specific options through the [eNROL system](#). New students can do so from the end of August and returning students can from the April preceding the next academic year. Early module enrolment ensures that timetables can be scheduled effectively. We'll talk more about how you might decide which modules to take in the [Learning and Teaching](#) section of this Handbook.

Explore your Campus

There is a broad range of [facilities](#) across each of our campuses to support your experience at Essex, whether in person or virtually. For the latest information, see the updates on [services on campus](#) and make sure that you're aware of the [guidance](#) for those coming onto campus.

Get connected

Your IT account

You will need to activate [your Essex IT account](#). Once you're set up, you can access your Essex email, log in to Moodle, access lab computers and library services, print for free on campus, connect to campus wi-fi, and much more. When you activate your account, you should register an external e-mail address and passphrase so that if you [forget your password](#), you can also reset it using these details. If you have forgotten those also, you should either visit the IT Helpdesk or call 01206 872345. Make sure you keep your password safe and do not share it with others!

Campus Wi-fi

If you are studying on any of our campuses, connect to our Wi-Fi by simply finding the 'eduroam' network on your device and use the same log in details as your IT account to connect up!

Essex Apps

The University has a variety of online systems and platforms designed to enhance your learning and help make processes, such as submitting coursework, easier. We have rounded up the top platforms, portals and apps that you need to know about!

MyEssex

[MyEssex](#) is your online account. This is different to your applicant portal – you can use MyEssex to view your timetable, update your personal details, request replacement student cards or supporting documents, monitor your course progress, let us know if you'll miss a lecture or class, contact the Student Services Hub, and much more.

PocketEssex

[Pocket Essex](#) is the University's official app for students; its interface of icons act as a portal through to a variety of areas and resources. PocketEssex links to many areas that MyEssex does, but also takes you through to other key resources, such as the Students' Union, FindYourWay and the Library.

Find Your Way

When on campus, we know that finding your way can be challenging to start with. Our Colchester campus in particular can be difficult to navigate with a historically complex room numbering system! [FindYourWay](#) is our interactive campus map designed to get you from A to B on either the Colchester or Southend campuses with quick and easy directions.

Working while studying

Many students choose to work part-time to supplement their income. Working during your course can also give you excellent skills and experience to boost your CV. Our [Student Services Hub](#) can help you find part-time work. There are also many opportunities to [work in paid jobs on campus](#).

You can access recommendations on working hours, as well as guidance on rates of pay and National Insurance contributions on the [Careers Services webpages](#).

If you have a student visa, please read our information on [working in the UK for international students](#) before you start looking for a job. The country you're from and your visa type will determine whether or not you can work in the UK. If you can work, the type of work you are allowed to undertake and the number of hours you can work will be restricted.

Your personal belongings

The University does not cover costs for personal damage or loss of possessions; only in instances where the University has been negligent would a claim be viable for compensation for personal

belongings. Therefore, you are strongly advised to take out personal insurance cover for your possessions. This is especially important for valuable items, such as laptops, phones and tablets.

The Essex Experience

The University of Essex is proud of its inclusivity and its international community. Our campuses are places that are welcoming, where every single person can feel they have a place where they belong and where you can find the world in one place. As part of our ongoing commitment we have created a [Student Charter](#) as a pledge that every student becomes a part of when they join us. With the Student Charter you agree to support our community and we promise to provide you with a transformational educational experience.

Embrace the Essex Values

We are different at Essex. We are brave, we are bold, and we embrace challenges and drive change. Our values are underpinned by this very culture. While we full heartedly encourage students to challenge the status quo and explore the unknown, we expect that students do so respectfully, intelligently and act as true ambassadors for the University. The University has a [Code of Student Conduct](#) that outlines the rules and regulations that help us maintain our high standards of behaviour.

Equality, Diversity and Inclusion

The University recognises the value of diversity and is committed to equality of opportunity within the University. It therefore aims to create the conditions whereby students and staff are treated with dignity and respect, and solely on the basis of their merits, abilities and potential, regardless of race, ethnic or national origin, gender, gender identity, sexual orientation, disability, age, socio-economic background, family circumstances, religious or political beliefs and affiliations, or any other irrelevant distinction.

The University is committed to a programme of action to ensure that this [policy](#) is fully effective.

Student communities

We pride ourselves on being a welcoming and inclusive student community. The University recognises the value of diversity and are committed to equality of opportunity within the University. We aim to create an environment whereby students and staff are treated with dignity and respect, and solely on the basis of their merits, abilities and potential regardless of their background whether that is race, gender, sexual orientation, religious beliefs, or any other distinction.

We offer a wide range of support to individuals and [groups of student members](#) – our student communities - who may have specific requirements, interests or responsibilities- to help fulfil your potential. Whether you are an international student, a mature student, a BAME student or have any other requirements or needs, we here at Essex want to welcome you with open arms. The University is committed to a programme of action to ensure that this [policy](#) is fully effective.

Essex Sport

Learning doesn't just happen in the classroom. Keeping active during your studies is a great way to meet new people, help relieve stress, maintain good physical and mental wellbeing, increase productivity, and improve your employability.

Visit the [Essex Sport](#) website or [download the app](#) to discover all the ways you can keep active during your time at Essex. In order to ensure the welfare of our community there may be changes to opening hours or what's available, so do check on the website for the latest information.

Students' Union

We're famous for our [Students' Union at Essex](#), and for good reason. Here you're not just a member of a normal Students' Union; you're part of a family. We're here from day one to the moment you graduate to support you in any way we can.

The Students' Union is run by students for students, and you have the ability to shape what we do. From deciding who leads the SU, to shaping your own experiences at Essex, we are here to represent your views and work with you to make amazing things happen.

Get involved!

There are opportunities to join [Sports Clubs](#), to get involved with our [BUCS teams](#) which offer the opportunity to play competitively in a wide range of sports across the year. If you just want to try a sport, don't want to commit to a regular team, or would rather not play competitively, check out our [Just Play](#) programme.

We have [120 Societies](#) where you can meet people with similar interests, challenge yourself with something new or, if you can't find what you're looking for, [start your own!](#)

We also have our very own letting agency [SU Homes](#) designed to offer help and support for students to find off campus accommodation.


Essex Spirit, social media and What's on?

Keep up to date with important news, events and offers from across the University with our Essex Spirit newsletter, delivered directly to your Essex email address.

Follow us on social:

 /uniofessex

 /uniessex

 /Uni_of_Essex

 /uniofessex

 /uniessex

 uniofessex

Our [Events calendar](#) brings together all the events happening across our three campuses, so you can make the most of your time at Essex.

About the School of Philosophy and Art History

School of Philosophy and Art History (SPAH)

Room 6.130
University of Essex
Wivenhoe Park
Colchester CO4 3SQ

Tel: 01206 87 2705/3845

Email: spahpg@essex.ac.uk

Web: www.essex.ac.uk/spah

Social Media

Philosophy

Facebook: <https://www.facebook.com/PhilosophyatEssex/>

Twitter: <https://twitter.com/essexphilosophy?lang=en>

Art History

Facebook: <https://www.facebook.com/EssexArtHistory/>

Twitter: <https://twitter.com/essexarthistory?lang=en>

Instagram: <https://www.instagram.com/arthistoryessex/>

Meet the team

A full list of all staff can be found on <https://www.essex.ac.uk/departments/philosophy-and-art-history/people>. Below is a summary of the roles of staff that can help you with a variety of areas during your time at Essex.

Professional Services Team

"Welcome to the School! We are a welcoming and friendly Professional Services Team and our number one priority is making sure you are making the most of your time at Essex and have everything you need to succeed.

From deadlines to dissertations, we are always on hand to offer help, advice or point you in the right direction for other services so please do get in touch; we love getting to know our students!"

[Sarah Crowther](#), Deputy School Manager

Email: spahdsm@essex.ac.uk



Sarah Crowther



Janet Page



Barb Brickman


For general **Undergraduate (UG)** enquiries, including queries about choosing your modules on eNROL, submitting work to Faser and authorised absences, please email our Student Services Administrators **[Janet Page](#)** and **[Barb Brickman](#)** on spahinfo@essex.ac.uk.

For anything **Postgraduate (PG)**, please contact **[James Jefferies](#)** on spahpg@essex.ac.uk.

Finance related queries can be sent to **[Katherine Bailey](#)** at spahfin@essex.ac.uk.



James Jefferies



Hannah Whiting

Last but not least, **[Hannah Whiting](#)** is our **School Manager** and she can be contacted on spahsm@essex.ac.uk.

We're mostly working remotely at the moment and the Office won't be open for now so the best way to contact us is by emailing using one of addresses above.

We are also happy to arrange a Zoom or give you a call, just get in touch by email and we can sort out a way to chat that suits you.

Key Academic Staff

 <p>Head of School Dr Diana Presciutti dbpres@essex.ac.uk</p>	 <p>Director of Education (Autumn) Dr Natasha Ruiz-Gómez natashar@essex.ac.uk</p>	 <p>Director of Education (Spring/Summer) Dr Marie Guillot marie.guillot@essex.ac.uk</p>	 <p>Director of Undergraduate Studies Dr Steven Gormley segorm@essex.ac.uk</p>
---	---	--	--

Our **Senior Tutor, Disability Liaison Officer and Inclusivity Lead** is **Dr Lorna Finlayson** and can be contacted on: ljfinl@essex.ac.uk.

Teaching staff and support

All teaching staff hold regular weekly academic support hours during term time. This is a time when you can meet with them about anything to do with your modules, from difficulties you might be having with your seminar readings, to discussions about feedback on your coursework. Academic Support Hours will be posted on the [Philosophy and Art History – Information for Current Students](#) Moodle area. You will be able to arrange to meet with your lecturers and teachers using Zoom.

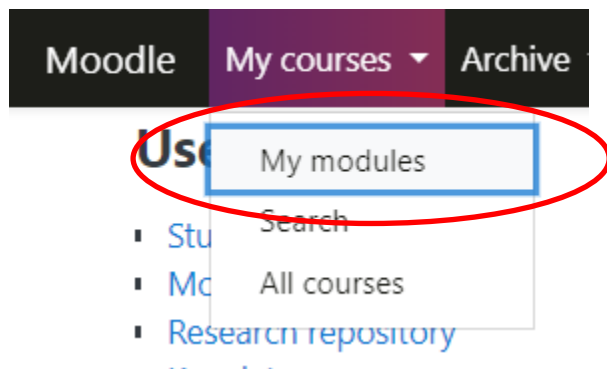
Please note that academic staff do not hold regular academic support hours during the vacations, and may, on occasions, be away from the University on research trips and visits. Therefore, if you need to get in touch with them during the vacation periods, you should e-mail them in the first instance.

We have also listed some other key staff roles and how these individuals will be able to support you.

Module Tutors

There are dedicated Module Tutors to support students for each module. The module tutor for each module can be found on Moodle or by checking the Module Directory: <https://www1.essex.ac.uk/modules/>.

A list of your modules can be found under the **My Courses** drop-down menu:



Your Personal Tutor

All undergraduate students have a Personal Tutor who will meet you soon after you arrive, and regularly throughout your course. Your Personal Tutor will be a member of academic staff and is someone you talk to about your course or any difficulties that may encounter. They can recommend and direct you to other support services that might be able to further help and support you. You can find out who your Personal Tutor is through [MyEssex](#).

Your Peer Mentor

All first-year students are assigned a [Peer Mentor](#). Peer Mentors are either a second or final-year student. They will contact you to introduce themselves and organise how you'll stay in contact.

Become a Mentor

If you are in second or final-year and are interested in [becoming a Peer Mentor](#), a call for mentor applications is usually circulated in the Spring term. If you have any questions in the meantime, you can contact Sarah Crowther, Deputy School Manager on spahdsm@essex.ac.uk for further details.

Staff research interests

Our research is considered some of the best in the world, with major projects based in the School such as [The Ethics of Powerlessness](#) and [The Essex Autonomy Project](#) gaining national and international recognition for the high quality of work produced.

Our former Head of School Professor Timo Jütten is just about to start working on an exciting new research project on [Competition and Competitiveness](#), funded by a Leverhulme Research Leadership Award.

Our Art Historians are some of the best in their field; for example [Dr Matt Lodder](#) has recently guest curated at the National Maritime Museum in Cornwall titled [British Tattoo Art Revealed](#); and [Dr Gavin Grindon](#) worked with Banksy curating projects such as [Walled off Hotel](#) and an exhibition on the history of design for social control in Banksy's [Dismaland](#).

You can find out all about the research interests of our staff on their [profile pages](#).

Departmental resources and facilities

A wide range of facilities and resources are available for all students to access and use as part of their study at Essex. Each department and school also has a selection for the exclusive use of their students. Below is a summary of the facilities and resources that are likely to be most useful to you.

School of Philosophy and Art History Common Room

The School of Philosophy and Art History Common (6.143) (also known as Thomas' Room in memory of Professor Thomas Puttfarcken, a former member of staff) is located at the end of the Philosophy and Art History corridor on Floor 6 (just along from the main office) and is for the use of all of our students.

Please see the [Philosophy and Art History – Information for Current Students](#) Moodle area for further details on the restrictions in place for 2020-21

It was fully refurbished in 2019 and provides a fantastic space for meeting friends, doing a bit of reading or just sitting down for a coffee and a break. There is a kettle, microwave, and a fridge available, as well as lots of interesting books, magazines and journals for you to look at while you eat your lunch!

Printing, photocopying and scanning

All students can [print, copy and scan for free at Essex](#)! You can even [print from your mobile](#) by sending your attachment to mobileprinting@essex.ac.uk.

Once you've located a device, simply log in using your Essex login and password, or tap with your student card to print. Whilst printing is free for all students, please think of your carbon footprint and only print if necessary.

Please note that there are strict laws about infringement of copyright; more information can be found on the [library website](#) which explains what and how much you are permitted to copy. Usage is monitored and subject to a fair use policy.

Premium printing

Premium services for printing and finishing, including binding your documents for presentational purposes, are available at [The Copy Centre](#) (Square 4, Colchester Campus). These services are chargeable.

Noticeboards

Every department and school has their own noticeboard providing information on staff, courses and classes, updates, careers, events and opportunities.

We have physical noticeboards along the Philosophy and Art History Corridor on floor 6, but we also have a Moodle area [Philosophy and Art History – Information for Current Students](#) where we post lots of useful information and is a great place to look if you have a question. It also has a forum and virtual noticeboard where we tell you about important events or provide essential information.

Departmental prizes

Each year we are pleased to award prizes signifying excellence. The following prizes are available for award to undergraduate students:

The Bishop/McKinlay Travel Prize: Art History

The Bishop-McKinlay prize was established in memory of James Bishop and Seamus McKinlay, and is awarded to a second-year student taking art history either as a single-honours course or as a significant part of a joint-degree course, and is intended to support travel and research abroad related to art history.

The prize can cover air fares, internal travel, living costs and health insurance for around four to six weeks, and is tenable in the summer vacation between the second and final years of study. An application of 1,000 words maximum should include an itinerary with visits to specific art works, galleries, architecture, sites or archives that either form the subject of your proposed final-year dissertation, or are otherwise related to art history study.

The recipient is decided by a departmental committee and successful applicants are expected to give a presentation on their travels to the Bishop and McKinlay families, usually early in the summer term. Applications should be submitted to our Deputy School Manager, (spahdsm@essex.ac.uk) and should include the name of a staff member willing to act as referee. A committee made up of our Head of School and two members of art history staff consider applications and may divide the prize money to make more than one award.

Deadline date: Friday 14 May 2021

Tim Laughton travel fund

The Tim Laughton travel fund was established in memory of Dr Tim Laughton, a lecturer in our School of Philosophy and Art History specialising in mesoamerican art and architecture, who died in February 2009. Generous donations, especially from Dr Laughton's family and the artist Michael Aakhus, enable us to offer a bursary of approximately £500 annually to the undergraduate or postgraduate art history student who submits the best proposal for travel to Latin America for research related to their BA, MA or PhD dissertation.

A committee made up of our Head of School and two members of art history staff consider applications. The prize is normally tenable during the summer vacation, and the winner is required to submit a brief report on their travel and research to our Head of School.

An application of 1,000 words maximum should outline the proposed research including a summary of travel plans and anticipated costs, as well as the name of a referee with whom you have discussed your proposal. Applications should be submitted to our Deputy School Manager (spahdsm@essex.ac.uk).

Deadline date: Friday 14 May 2021

Roy Beston Prize

The Roy Beston memorial prize was established in 1995 by Maria Beston, a former student in our School of Philosophy and Art History, in memory of her husband. The prize is awarded to a second-year mature student taking art history either as a single-honours subject or as a significant part of a joint-degree course. The prize, of approximately £400, aims to enrich the studies of a talented mature student by contributing to the cost of books, travel or other degree related activities.

The winner is chosen by the Board of Examiners at the end of the Summer term.

The Art History Prize

Awarded by the Board of Examiners to the final-year student with the best overall academic performance and is presented at the Graduation Reception.

The Art History Dissertation Prize

Awarded by the Board of Examiners to the final-year student with the best overall final year dissertation performance and is presented at the Graduation Reception.

The Cioffi Prize: Philosophy

Each year the School awards the 'Cioffi Prize' to the most outstanding graduating student in philosophy. The prize is named in honour of Professor Frank Cioffi, who founded the Philosophy Department at Essex in 1974, and is awarded by the Board of Examiners, and presented at the Graduation Reception. Students in the philosophy single honours course, or in one of the philosophy joint courses, are eligible for consideration.

External Examiner's Prize: Philosophy

It is also open to the External Examiner to recommend the award of a further prize, known as the External Examiner's Prize, if he/she considers that there is another student who has achieved a First Class degree and whose achievements are worthy of the prize. The prize is presented at the Graduation Reception.

Barbara Crawshaw Prize for the Best Second Year Performance in Philosophy

The prize, awarded by the Board of Examiners, is presented to the student with the best second year performance at our Welcome Lunch in week one of the following term.

Please note: It is within the discretion of the examiners/panel not to award any of the above prizes in a given year if there is no suitable candidate

Communications

The University will predominantly use e-mail for routine communication between staff and students. Your Essex e-mail address will have been added to the relevant e-mail groups specific to your department or school, course and modules to ensure that you receive the essential information relevant to you. It is recommended that you check your Essex e-mail each day to ensure you do not miss any important updates to classes and assessment.

You will also automatically be subscribed to a small number of opt-out lists, again, based on your course. You can always [opt in or out](#) of these communications online.

Emails:

How you should communicate

While email can be a quick and easy means of communicating, you should still consider how you structure and write each email to ensure it is appropriate when contacting members of staff at the University. How you communicate is a reflection on your professional and academic self, and so we have provided some useful tips to consider when constructing an email for different purposes. These are also useful when contacting professionals and academics outside of the University and are widely recognised as a matter of courtesy in the United Kingdom.

The level of formality

- If you are writing to your lecturer for the first time, it is good practice to use a relatively formal manner and use their correct title, for example, 'Dear Dr Bercow' or 'Dear Professor Hammond'.
- If your lecturer signs their reply using their first name, then it is generally acceptable to reply using just their first name in your response; if not, continue to address them with their full, formal name.

If you are unsure of your lecturer's title, you can find their full details on their web profiles:

<https://www.essex.ac.uk/departments/philosophy-and-art-history/people/academic>

If no title is noted, then you should use the member of staff's full name.

Identify yourself

- In the first few weeks of term, academic staff will be busy getting to know all of their students. Therefore, it is important that you begin by introducing and identifying yourself to them as they will not know every student right away. For example, 'I am taking module AB123 and was at your lecture on Research Methods on Tuesday morning...'
- You should always use your Essex email as your full name will appear to the member of staff you are emailing, but still remember to sign off your email with your name, including your preferred name if this is different to your official legal name on your record and account.

Consider your question

- You should always check that who you are contacting is the most appropriate person to answer your query. The useful department contact list provided earlier in this section should help you determine who will be able to help you on a range of different queries.
- Before emailing the member of staff, you should make sure that you have checked the resources provided, including the University website, Student Directory, Departmental Moodle pages and this Student Handbook in case the answer to your question can be found in one of these.

The use of personal devices

You can use laptops and tablet PCs during teaching classes for purposes related to the class you are attending. You should refrain from using your mobile phone during all teaching events, except in cases where a lecturer uses a programme which requires these devices to be switched on for participation.

Learning and Teaching

The University is committed to providing equal opportunities for all our students regardless of where or how you study. Our diverse student population is considered when developing the resources, services and facilities on and off campus, when we create our courses, write publications and course materials, and set our policies and regulations.

The academic year

The academic year uses a week numbering system that covers the 52 weeks of a calendar year but corresponds to typical term dates. So, the start of the academic year is week 1, which is Welcome week, with teaching commencing in week 2.

Term	Week numbers
Autumn	2-11
Spring	16-25
Summer	30-39

You can view the University's week numbers with the equivalent dates in the week by week [calendar](#). The University's [key dates](#) include an overview of the start and end of each term and exam periods.

You are expected to be available during term time to attend teaching events, unless otherwise advised by your Department.

My Course

Each course at the University has its own syllabus, full details of which, including the aims and learning outcomes of your course, can be found in the University's [Programme Specifications Catalogue](#).

Your own course structure, including your specific programme specification, can be found in the MyStudy section of your [MyEssex](#) homepage.

Credits

Your course will be made up of a certain number of credits. Generally, undergraduate degrees contain 360 credits worth of modules in total during your course at Essex. This is divided into 120 credits per each year of study, with credits allocated to each module that you take.

Learning outcomes

Each course has learning outcomes which need to be met in order to progress. Course learning outcomes are categorised into knowledge, intellectual, practical and key skills, and are also defined more specifically at a modular level. Having this information means that you can measure your progress against the outcomes, for example when reviewing coursework feedback.

Grade boundaries

Marks for undergraduate modules fall into one of the classifications set out in the table below. Bachelor degrees are usually awarded under these classifications too. The method for calculating your final award classification will take into account module marks and any other requirements - full details are set out in the [Rules of Assessment](#).

Degree mark	Class
69.5% and over	Class 1
59.5 - 69.4%	Class 2.1
49.5 - 59.4%	Class 2.2
39.5 – 49.4%	Class 3
39.4% and under	Fail

Module enrolment

Most modules taught reflect the individual research interests of members of our academic staff. New modules are regularly explored, researched and developed to expand our transformative educational offering at Essex.

The University provide [further guidance](#) on choosing modules, and meetings for first and second-year students will be held by your department where students can discuss their choices with their Personal Tutor. Your preferred choices must be submitted prior to the start of term through the [eNROL](#) system.

A full list of modules available can be found on this [webpage](#).

Changing Modules

In instances where you need to make a change to your module choice, you may do so up until the second week of the Autumn Term. If you wish to change an optional module after the deadline, you should seek advice from the Department or School Office that runs the particular module that you may wish to change to.

Late changes may be permitted but will be subject to the approval of the department that runs the module and the relevant Dean. Late changes of modules that run for one term or less will not usually be permitted. Students may not change modules that are core or compulsory for the course for which they are registered.

If there is a module that you would like to study that isn't available as an option on your course, then you can ask for a change to your syllabus to be made by submitting a [special syllabus](#) request. Special syllabus requests are not automatically available and require approval. It is a good idea to talk to your Department or School responsible for your course, as well as the Department that teach the module if it is an outside option.

Module Directors

Module Directors are responsible for individual modules. They design, teach and examine them. They monitor student progress and can also talk to students about any related academic issues.

Fitness to practise

[Fitness to practise](#) is only applicable to students on certain professional courses (such as nursing or social work) and is designed to ensure and regulate that a student is suitable for engagement in the relevant profession.

Employability Modules

It is University policy for all students to receive skills and employability training as part of their degree course. You will see an employability module appear as part of your course structure. The aim is to help you enhance your skills and gain relevant experience, so that you are fully prepared to enter the job market or go on to post-graduate study when you finish your BA.

All First year SPAH students take CS711: Skills for University Studies (a zero-credit co-curricular module, which runs alongside your other modules).

Second year Philosophy students can choose between EITHER:

- CS712: Beyond the BA – Skills for the next step (again, a zero-credit co-curricular module, which runs alongside your other modules) OR
- CS200: Social Entrepreneurs, Sustainability and Community Action (15 credits)

Second year Art History students take CS712: Beyond the BA – Skills for the next step (again, a zero-credit co-curricular module, which runs alongside your other modules)

To complement these modules, you are also strongly advised to speak to someone in the Student Development, [Careers Services](#) team or visit their webpages to find out about the events and activities that they organise. They offer one-to-one careers advice, workshops on CVs, applications and interviews, careers fairs, speed networking events with alumni, as well as training about start-ups, and pathways into postgraduate study or particular careers. They also provide a range of online tutorials and there is all sorts of job and employment related information on the [CareerHub](#) webpage. You may also find it useful to discuss any plans for post-graduate studies or careers with your personal tutor and/ or Dr Fiona Hughes or Dr Paola Di Giuseppantonio Di Franco our Employability Development Directors.

Study Abroad

With a heavy heart, we have taken the very difficult decision to [postpone the 2020-21 Year Abroad](#) for all students. For future years, there will be a variety of opportunities at Essex to study abroad. Many courses may be taken as a four-year variant to include a year studying at an overseas University. It is also possible for students to study abroad for one term in their final year. You may have applied for and been accepted on a course with a Year Abroad, but if not and you are interested in undertaking a Year Abroad or other international experience, you should contact with the [Essex Abroad Team](#) for more information.

Work Placements

Our primary concern is for the safety and wellbeing of our students and we want to ensure that students are not put at undue risk. We also want to ensure that students get the best possible placement experience. In many cases placements planned for the Academic year 2020/21 will go ahead - these are being approved on a case by case basis. For further information or to discuss your own placement circumstances, you should contact the Placements team (placements@essex.ac.uk) or the Academic Supervisor in your department. Students expecting to undertake clinical placements should contact their Academic placement/module supervisor or your Personal Tutor if they have any outstanding questions or concerns.

There are a variety of opportunities to undertake work-based learning and placements either during or as part of your studies. Many courses may also be taken as four-year variant to include a Placement Year. If undertaking a placement year, it is your responsibility to find a work placement, however, the Industry and Placements Team can help prepare and support you and will advertise relevant placements. If you are interested in undertaking a Placement Year, or other work-based opportunities that may be available to you and your course, contact the [Industry and Placements team](#). Some work placements may require a DBS check where you are engaging in regulated activity with vulnerable groups. More information about the DBS check process can be found on the [University's DBS webpages](#). Please be aware that there are restrictions for Tier 4 students under the Home Office rules and guidance relating to the type of work and length of placements.

Instead of an international year abroad, it is now possible to integrate a placement year into your course (available on SPAH/ISC-administered courses in Art History, ISC, and Philosophy). The placement year takes place in the third year of a four-year course. You are responsible for securing the placement, which needs to last a minimum of 40 weeks and meet a number of other conditions which the Industry and Placements team can talk through with you. Ideally, you should start thinking about this towards the end of Year 1, but you can still apply for a change to a course with a Placement Year in Year 2. For more information, please contact the Employability Development Directors and the faculty-based Placement Team (humplace@essex.ac.uk).

Module Materials

Online reading lists for your modules can be found via the module Moodle page alongside other information and module materials.

Teaching timetable

Once you have selected all of your modules (if applicable) and received confirmation, they will appear on your personal timetable. Every student has a [personal timetable](#) published at the start of term which shows when and where your teaching is taking place. You can access your timetable on most mobile devices, including smart phones and tablets. You will need to have registered and activated your University of Essex log-in before you will be able to access your teaching timetable.

If you wish to report a timetable clash or request a class change, you should do so via the [online timetable](#) or from the [Pocket Essex mobile app](#).

During Welcome Week (week 1) you may find that your timetable is blank as teaching normally commences week 2. **Please be aware that there may be changes to the location of teaching during the year, so regularly check your personal [online timetable and Essex e-mail](#) for up to date teaching information.**

Information about teaching timetables, including requesting a class change, reporting a timetable issue and accessing your individual timetable can be found on the [University's website](#).

Reading weeks

For the majority of Philosophy, and Art History modules, no lectures or classes will take place during the weeks listed below, but please check your module description for more information, as there may be some variations.

Autumn Term: week 8 (week commencing 23 November 2020)

Spring Term: week 21 (week commencing 22 February 2021)

The purpose of Reading Week is just that, an opportunity for students to catch up on reading and also writing coursework. Not all departments have reading weeks so please check with them if you are uncertain.

If a member of staff has to miss a lecture or class due to illness, or for some other reason, Reading Week may be used to catch up on the missed session.

Information about teaching timetables, including requesting a class change, reporting a timetable issue and accessing your individual timetable can be found at: <https://www.essex.ac.uk/student/timetables/your-timetable>

Recording your attendance

We monitor your attendance at teaching sessions on campus using your [student card](#) and an electronic recording system called [Count-Me-In](#). Your attendance at online teaching sessions is monitored by reviewing your logins to sessions on Zoom. You're expected to attend all of your mandatory sessions on [your individual timetable](#) and [report an absence](#) if you are unable to do so. Please be aware that for Tier 4 students, **poor attendance may affect your visa**.

Please contact your Personal Tutor, department staff or the [Student Services Hub](#) for advice and support, particularly if you are going to be absent for several weeks.

Making changes to your study

Changing your course

If you are thinking about changing course, you will need to do so by a [certain date](#) and should first speak to your department and personal tutor. They will be able to advise of the [things you should be thinking about](#) before changing your course. If you are thinking of undertaking a placement year or year abroad, you should check the requirements and any potential visa implications for these programmes by contacting the [Industry and Placements Team](#) or [Essex Abroad Team](#). Students with a Tier 4 visa may not be able to change their course without first obtaining a new visa, if eligible.

Thinking of leaving or taking a break?

You may experience doubts at some point during your studies, if you're thinking about leaving Essex, we're here to support you and give you the advice you need to help you make an informed choice. You can contact your department, Personal Tutor or Student Services Hub to speak in confidence about your concerns, and also the [different options available to you](#) and the impact they may have.

Library Services

The library aims to provide all of the resources you will need to succeed in your course, via online reading lists and access to extensive digital collections of books and journals. The library team can help you learn how to search effectively so you can find appropriate resources for your assignments. They can also provide advice on referencing, academic integrity, using reference management software and evaluating sources. A range of online support in these areas is also available via the library website, including [subject guides](#) for each department, and support in developing [search skills](#).

At our Colchester Campus, the **Albert Sloman Library** on Square 5 is open for long hours and has a variety of study spaces, including individual and group work areas. The Library offers a wide range of learning resources, online and in print, with a dedicated Helpdesk, live chat and the opportunity to book appointments with your Academic Liaison Librarian to help you through your studies and beyond.

See the [Library website](#) for the latest information on all our libraries and the services available, including opening hours.

Academic Skills and Support

Every student arrives at Essex with the same spirit of determination but different experiences of education and levels of academic readiness. Skills for Success can help you identify your talents and strengthen those areas you need to develop.

We are committed to ensuring that every student is able to get the most out of their academic study and achieve their potential on their course, which is why [Skills for Success team](#) is available to help by providing support, resources and workshops on:

- [Academic writing](#)
- [Maths and stats](#)
- [Digital skills](#)
- [Research](#) and [referencing](#)
- [English language](#)
- [Exam revision](#)

The Skills for Success team can also provide further [learning and study skills information and support](#) for disabled students.

Proofreading services

Before considering the use of proofreading services, all students should first discuss their work with their personal tutors. Many students seek 'proofreading' services at some point during their studies, but different types of editing can occur under this name which may not be appropriate in an academic context where work is assessed and could potentially qualify as an [academic offence](#). The University is keen to ensure as far as possible that students understand what [proofreading work should entail](#) and the acceptable boundaries to which any proofreading or editing must adhere to.

The University maintain a list of [local freelance proofreaders](#) who offer services to students and staff at Essex that have read and agreed to abide by the [University's policy and guidance on proofreading](#).

Language classes

English classes for dependants

The [Department of Language and Linguistics](#) offers dependants of international students and staff at the chance to improve their English language, through our [ECDIS](#) programme, at no extra cost. Classes are taught at the Colchester Campus at three basic levels: Elementary (A1/A2), Intermediate (B1/B2) and Advanced (C1/C2) and will focus on listening, speaking, reading and writing.

Learning a Language

Learn a language at Essex to increase your global and cultural awareness. Language learning can give you the confidence to work and travel internationally, expand your options for studying abroad, and get a competitive edge when you're looking for a job. There are a number of ways to do it, so [look online](#) to discover the best option for you.

Assessment and Academic Integrity

All schools and departments at the University employ a variety of assessment methods designed to ensure that the learning outcomes of each module, and course, have been successfully met by the student.

Rules of Assessment

The [Rules of Assessment](#) are used to calculate your results. There is a main set of rules for [3 year](#) and [4 year courses](#), but some departments also have additional variations to the rules, which must be met. These are published alongside the Rules of Assessment for your year of study.

In the School of Philosophy and Art History we do have a variation to the Rules of Assessment: this can be found within the 'Variations' document within the web page listed above.

Each module you take has a credit value which you are awarded if you successfully complete the module. You need to obtain a certain amount of credits to be awarded your degree, and the Rules of Assessment and the Framework for undergraduate courses give you more information about this.

The following is only a summary of the key points. You should read the rules and make sure you understand them. If you need advice, ask your personal tutor, departmental administrator, or SU Advice.

Core, compulsory and optional modules

To understand the requirements to pass your course, you need to know the status of the modules that you are taking. You can find details of the status of your modules in Section C of your programme specification via [My Essex](#).

Core	You must take this module	Must pass this module. No failure can be permitted.
Compulsory	You must take this module	There might be limited opportunities to continue on the course/be eligible for the degree if you fail it.
Optional	You can choose which module to study	There might be limited opportunities to continue on the course/be eligible for the degree if you fail it.

Most modules in each year must be passed, with only a small number of credits, if any, being allowed to be failed in the degree.

Academic Integrity and Academic Offences

The University expects students to complete all assessment with honesty and integrity and to follow our [conventions for academic writing](#) (including appropriate referencing of sources) and ethical considerations. If you don't meet these expectations, then you may be charged with having committed an [academic offence](#), a matter the University takes very seriously.

It is your responsibility to make yourself aware of the regulations governing examinations and how to correctly prepare your coursework. An academic offence can take place even if you didn't mean to commit one, and examples include plagiarism, falsifying data or evidence, and communicating with another candidate in an examination.

Methods of Assessment in the School of Philosophy and Art History

Whether a module is core, compulsory or optional, all methods of assessment are compulsory. If you do not complete coursework or attend examinations, and do not have extenuating circumstances to support your non-submission or absence, then you are at risk of being withdrawn from the University.

Modules are assessed according to a varied range of methods. These include essays, writing projects, exams, take-home exams, group presentations, individual presentations, and extended writing projects.

Modules may be assessed using a variety of different assessment mechanisms from the list below. This diversity of assessments allows for a wider learning experience and promotes the acquisition of a range of transferable skills, including: conducting independent enquiry and research, presenting and developing arguments in written or verbal form, team work, networking, organisational and communication skills, responding quickly and coherently to unexpected questions, and drawing on acquired knowledge to build on and explore further issues of interest that arise within the module. The details of assignments will be explained in each module description.

- Abstract
- Essay plan
- Bibliography
- Essay
- In class written assessment/slide test
- Presentation (Individual or group)
- Peer reviews
- Research paper
- Take home research paper (72 hours)
- Take home exam (24 hours)
- Weekly reading summaries/precis
- Weekly short reading quiz

Further information about the type of assessment for a particular module is available on each module outline available on the module directory: <https://www1.essex.ac.uk/modules/>

Coursework

Coursework is compulsory in all modules and failure to participate in coursework is interpreted as evidence of lack of academic progress. Your academic progress is monitored throughout the year. In severe cases, students with poor academic progress can be required to withdraw from the University (even before the final examinations).

Preparation of assignments

Please make sure that:

- all your work is referenced correctly (Chicago Style) and sources are acknowledged, even in drafts uploaded to the online coursework submission system FASER;
- you use font size 12, preferably Times New Roman or similar, and double line spacing;
- margins are at least 2.5 cm all round;
- Your registration number and module code are at the top of the first page, along with the essay title;
- you enter the word count at the end of your essay.

Referencing in coursework

Respecting authorship through good academic practice is one of the key values of higher education in the UK. Referencing is how you acknowledge all sources used within a piece of work. You must reference all work used whether cited directly (quotes), or indirectly (paraphrasing and summarising).

Referencing allows you to give credit to other's ideas, work, research, theories, concepts, outcomes and results, and demonstrates your breadth of reading and knowledge on a subject. If you do not reference properly, this could amount to [plagiarism](#), which is an [academic offence](#).

There are styles of referencing which will determine exactly how you format your reference. Your departmental referencing style is **CHICAGO**. You must use this referencing style. Guidance on your referencing style is available [online](#), including an interactive referencing tutorial. You can also take the [Academic Integrity course](#) on Moodle.

Submission of coursework

You should submit all coursework online via [FASER](#) – the University's online submission system. You are encouraged to log on to FASER at the start of the year so that you understand how it works before you reach your first deadline. There is a trial module and deadline available for you to use as a practice submission, as well as helpful guidance on [how to use FASER](#).

You can upload as many draft versions of your work as you like onto the server and are encouraged to use this as a safe and secure area to store your coursework. This can help to avoid the problem of your computer crashing at the last minute and your important files being lost. In cases where multiple versions are uploaded you will **need to make any which you do NOT want to be included in the final submission a 'draft'** otherwise just the most recently uploaded file will be taken as the final version. The maximum file upload size is **50MB**.

You are strongly advised to back up your work regularly as you complete your assessments, either on a USB stick or an online cloud facility. If the worst happens and your computer breaks, then you have not lost everything. Losing work due to computer problems/failures in this way are not considered valid excuses by the Late Submissions and Extenuating Circumstances Committee.

Problems with FASER

If you have technical difficulties: Please contact the [FASER Help centre](#) as soon as possible to find out if this is a University issue or whether it may be a problem with your computer. This will count towards your claim when submitting a late coursework form should you need to. You can also contact IT Services helpdesk on it.helpdesk@essex.ac.uk

If you are confused or unsure how to upload, or are having any non-technical difficulties you should contact your Undergraduate Administrator

Late submission of coursework

We have a [single policy](#) at the University of Essex for the late submission of coursework in undergraduate courses: all coursework submitted after the deadline will receive a mark of **zero**. No extensions will be granted. The policy states that the mark of zero shall stand unless you submit satisfactory evidence of extenuating circumstances that indicate that you were unable to submit the work by the deadline.

Where a student is unable to undertake the assessment by the deadline, and it is deemed impossible to consider a late submission request due to the nature of the assessment (e.g. absence from in-class tests, practical assignments and presentations), an [extenuating circumstances](#) form should be submitted which will be considered by the Board of Examiners.

Ethics in research

All research involving human participants, whether undertaken by the University's staff or students, **must** undergo an ethics review by an appropriate body and ethical approval **must** be obtained before it commences. You should first read the [Guidelines for Ethical Approval of Research Involving Human Participants](#) and then submit an Ethical Approval application form via [ERAMS](#). You should be aware that ethical approval cannot be granted retrospectively so it is very important that you make your application before you start to recruit participants or collect data from them.

Research involving the NHS may require and research involving human tissue or adults lacking capacity to consent will require Health Research Authority and / or NHS Research Ethics Committee approval.

Examinations

For 2020-21, physical exams in AR, PY and CS modules will be replaced by 24 hour take home exams that will be released on FASER. You have 24 hours to complete the exam questions and upload them to FASER. The expectation is that you will spend around 2 hours on an autumn or spring term module exam and around 3 hours on a full year module, the same as you would if you were sitting a physical exam on campus. You are not expected to spend 24 hours answering the exam questions.

Attendance at examinations is **compulsory** and if you do not attend them and do not have [extenuating circumstances](#) then you are at risk of being withdrawn.

Exam timetable

The University [publishes the dates for exam periods](#) at the start of each year. You will receive your personalised [exam timetable online](#) and will be sent an email to your Essex account when it is available to view.

Attending an exam

You must bring your registration card and [exam entry form](#) to all invigilated exams where these take place. You will not be allowed entry without them. Remember to check your exam entry form carefully and email the Examinations Office (exams@essex.ac.uk) if there are any errors.

For exams that are more than 1 hour long, you will not be allowed to enter the examination room if you arrive later than 55 minutes after the start of the exam. If your exam is only 1 hour long, you will only be admitted up to 10 minutes after the start of the exam.

Calculators in Examinations

If you are allowed to use a calculator in your examinations, the only models you are permitted to use in invigilated exams are the Casio FX-83GT X, Casio FX-85GT X, Casio FX-83GT PLUS or the Casio FX-85GT PLUS.

The only exception is for certain **Finance** exams that require a **financial** calculator, in which case you may use the **Hewlett Packard 12c** (all variants) or the **Texas Instruments BAII Plus** (including the BAII Plus Professional).

A limited number of Casio calculators will be available to borrow **on the day of your exam** from the Exams Office on a first-come, first-served basis, on production of your registration card. Please note financial calculators will not be available.

Dictionaries

Dictionaries are not allowed during invigilated exams. If you take any kind of dictionary into an invigilated exam, even if English is not your first language, this will be considered and reported as an [academic offence](#).

Sample and past papers

Model answers, past exam papers and past dissertations are available for students to look at on

Moodle: [Philosophy and Art History – Information for Current Students](#)

Revision classes

Modules with exams will include revision classes later in the academic year; please see individual module descriptions or talk to the Module Supervisor for details about when these will be.

Exam stress

[Exams create stress](#) for most people, but there is a lot that you can do to prepare for them and help manage the levels of stress associated with exams. The University's Skills for Success Team offers a series of [Exam Workshops](#) which are run by specialist staff. These sessions cover revision planning and techniques, as well as sessions on relaxation and how to cope with stress. Staff in the [Student Services Hub](#) can also provide sessions on stress management if required.

Access to your exam script

If you want to see your script for an invigilated exam, you should make the request to the department responsible for the module within four weeks of the exam. The department should either: let you see the script in the presence of one of the staff responsible for teaching the module *or* give you a copy or summary of the examiners' comments on your performance. If you need to undertake an exam as part of reassessment on a module, your department will provide you with written feedback on any elements being reassessed.

Feedback on your exam script will not include a discussion of the mark. The marks will have been approved by External Examiners and ratified by the Board of Examiners.

Moderation and marking

The [University's Marking Policy](#) can be found online and includes our policy and procedure on the moderation of work.

Marking

All student work is marked in line with the University's Marking Policy. If your assessment is worth up to and including 40% of your module mark, it will be marked by one member of academic staff. If it is worth more than 40%, then it will also be moderated. If the assessment is worth 30 credits or more, it will be marked by two members of academic staff. The full procedure and assessment marking requirements can be found in the [Marking Policy](#) – there is a useful flowchart in Appendix C to visually represent the requirements, and detailed definitions of marking and moderation within the policy itself.

Moderation

Moderation is a process separate from that of marking and provides additional assurance that the assessment criteria has been applied appropriately. When work is moderated, it means that a second member of academic staff takes a random sample of the work for a particular assessment and reviews the marks given.

External Examiners

External Examiners are academics from other universities, but may also be from industry, business or the relevant profession depending on the requirements of the course. They give an impartial view of the course and independent advice to ensure that modules and courses at the University meet the academic standards expected across UK higher education

Re-marking of coursework

You may, under certain circumstances, have the right to [request a re-mark](#) of your coursework. Should you feel that your work needs to be reviewed and potentially re-marked, you should first contact your department to advise you accordingly and assess whether you meet the criteria to be able to submit a request for re-marking.

If a request for a re-mark is accepted, your marks are **not guaranteed** to increase, however, **the mark awarded after re-marking will override your original mark**. Therefore, please be aware that in all incidences where coursework is re-marked, it is possible that your marks could go down, as well as up.

Requests for re-marks on AR and PY modules should be submitted within two weeks of receiving the mark and feedback. Requests should be emailed to spahdsm@essex.ac.uk.

Appeals

[Appeals on academic grounds](#) can be made following the meeting of the Board of Examiners and the publication of your results. There are limited grounds available to appeal on and strict deadlines to adhere to. As such, we strongly advise all students thinking about making an appeal to contact the [SU Advice Centre](#).

Feedback

Usually, written feedback will be uploaded to FASER along with your mark. Sometimes, where it is more appropriate (after a presentation for example), feedback will be given orally.

Some lecturers like giving audio feedback (so a file that you listen to) rather than written text; if you would prefer they didn't do this then please let them know.

Feedback is due back to you 20 working days after the deadline and we work very hard to keep within this timescale. If, for any reason we can't get feedback to you on time we will let you know by email as soon as we can.

If you need to undertake any reassessment on a module, your department will provide you with written feedback on any elements being reassessed and this will be available through FASER in the usual way.

The Board of Examiners

The Board of Examiners meet at the end of the Summer Term and use the Rules of Assessment to determine whether:

- you have passed the modules you have studied and can be awarded credit
- you have met the requirements to progress to the next year of your course
- you have met the requirements to pass your course and what classification you will receive for each module
- how your module marks are used to calculate your degree classification
- you are eligible to receive a merit or distinction

If it determined that you have not passed sufficient credits to progress to the next stage of study, or, for final year students, to graduate, the Board of Examiners will also determine:

- what reassessment you could be offered and when you can take it¹
- whether you must withdraw from your course, with or without an exit award

Publication of results

The publication schedule for results can be [found on the website](#). You will receive an email to your Essex email account as soon as your results are published online.

¹ The Board of Examiners will not be aware of any student's immigration status. As a result, some reassessment options may be offered that are not compatible with individual Tier 4 visa rules. All options should be considered in conjunction with applicable visa restrictions.

Reassessment

You may only undertake reassessment if the Board of Examiners says that you may do so.

If you have to take compulsory reassessment, whether coursework or examination, it is really important that you do this. If you do not, it is likely that you will be unable to progress with your studies at the University. The Board of Examiners will not consider permitting you to proceed carrying fails if you have not undertaken the required reassessment offered.

Reassessed modules are normally capped at the pass mark of 40% unless you have extenuating circumstances which are accepted by the Exam Board. Please be aware that reassessment in examinations and coursework carries a fee.

Our Assessment Policy states that reassessment should by default take the same format as the original mode of assessment. Where a module is assessed exclusively by exam, it will be reassessed exclusively by exam. Where a module is assessed exclusively by coursework, it will be reassessed exclusively by coursework.

Where it is not possible to offer reassessment in the same format as the original, the School of Philosophy and Art History and Interdisciplinary Studies Centre will offer an approved alternative.

Resit exams

[Resit exams](#) are usually scheduled in early September or 'out of residence' in the summer of the following year. A considerable amount of useful revision material for each module is available on Moodle. Students can contact staff, particularly Module Supervisors for the modules they are resitting if they need help with revision or specific queries (do not leave this until the last minute as staff availability will be reduced throughout the summer). Staff can give individual feedback on summer exam performance, if requested.

Exit Awards

If you decide to withdraw from your course before you finish, or you fail too many credits to be awarded a Bachelor's degree, you may be awarded a qualification at a lower level, if appropriate.

Extenuating Circumstances

[Extenuating circumstances](#) are circumstances beyond your control which cause you to perform less well in your assessment than you might have expected, or in some instances, may prevent you from submitting coursework or attending an exam entirely. In general, valid extenuating circumstances will be of a medical or personal nature that affect you for any significant period of time and/or during assessment.

If you do need to make an extenuating circumstances claim, you should first read the guidance very carefully and seek advice from [SU Advice](#) or the [Student Services Hub](#). Please be prepared that you may need to include supporting evidence with your claim. Extenuating circumstance claims must be submitted via MyEssex by the [appropriate deadline](#).

Your department will review your claim at an Extenuating Circumstances Committee and determine whether it will be accepted or rejected. The [Board of Examiners](#) will determine an appropriate course of action, such as permitting further reassessment opportunities for uncapped marks. Please note that extra marks **cannot** be given in light of extenuating circumstances.

Computers, Learning Technologies and your Information

Computers

Using a campus computer

If you [need to use a computer on campus](#) our computer labs are the perfect place to study or work. We also have group study pods which are ideal for group projects. Many labs stay open until late and some are open 24/7. Labs may be booked for teaching, and so it is best to check availability first.

IT Help and Guidance

You can search the [Student Directory](#) for more IT information, including [software available](#) to students, how-to guides, answers to frequently asked questions, and links to video screencasts.

If you can't find what you're looking for, or if you need to talk to someone, then the [IT Helpdesk team](#) are here to assist you further.

Learning Technologies and Systems

Learner Engagement Activity Portal (LEAP)

[LEAP](#) is our student centred, personalised engagement tool. LEAP displays your engagement with university resources and an algorithm within LEAP combines your use of these resources and activities to produce an overall engagement indicator. There are 5 engagement indicators (high, good, partial, low and very low) which will help you map and better understand your engagement pattern over time. Full details on the resources included in LEAP, the engagement ratings and how LEAP uses your data can be found on the [LEAP webpage](#).

By providing you with a more holistic view of your studying experience, LEAP offers you the opportunity to take control of your own learning and make more informed choices about your studies, enabling you to:

- Reflect on your academic activities and overall engagement to make informed decisions about your academic studies
- Review the notes created in LEAP from meetings with Tutors or other university staff
- Check your attendance and ensure the information is correct

Tutors and other university staff may use the information in LEAP to:

- Suggest ways you could achieve better outcomes
- Check that all is well and offer information, advice and guidance
- Help you in areas of your studies that you are finding a challenge

Moodle

We use [Moodle](#) as our online learning environment. It holds key course and module materials, discussion forums, chat facilities, quizzes, surveys, glossaries and wikis.

FASER

[FASER](#) is our **online coursework submission and feedback system**. Use it to check coursework deadlines, upload coursework and receive electronic feedback all in one place.

Online reading lists

Reading lists can be accessed [online](#). Use this service to find out the details of each week's reading and to access resources through the library.

Listen Again

Did you miss something? Our [Listen Again](#) digital recording service lets you listen again to lectures, so you grasp every detail. It's available in teaching rooms or lecture theatres where you see the sign.

Zoom

You can use Zoom to join online lectures delivered by the University or attend online meetings and tutorials. If your lecture or class is going to be online, we will let you know in advance and the link to join will be in your timetable or emails.

This [quick start guide](#) gives you an introduction to the essentials of joining and participating in a Zoom webinar or meeting.

Your information

Changes to your information

During your period of study at Essex, you may wish to be known by a preferred name or update your legal name on our student record database (ESIS) if your circumstances change. It is important you keep your information up to date, which you can [manage and update online](#).

Your personal information

We collect and hold lots of information about you, your course, and your progress so that we know who you are, what you're doing, and how you are getting on. This means we can support you and also improve our services to reflect the need of our students.

All information about you is kept securely, and access to your information is only given to staff who need it in order to do their job. Where possible, we will ask you for your permission to share.

You have a [right to ask for copies of information](#) we hold about you. To find out more about what information we collect, what we do with it, who gets to see it, and your rights under the data Protection Act 2018, read our [Privacy Notice for students](#).

Student Voice

At the University of Essex, the views, ideas and feedback of our students are at the heart of what the University does. The time students take to offer feedback is hugely appreciated and this feedback, both positive and developmental, is used to help make short and longer-term improvements, both to the experience of current students, but also for Essex students of the future. You can do this in a number of ways at Essex through your [Student Voice](#).

Student Representatives

You can contact or volunteer to be a [student representative](#) who represent the voice of fellow students in departmental Student Voice Groups (SVG) and other University level committees.

Student Voice Groups

[Student Voice Groups](#) (SVGs) are made up of **student representatives** and members of staff. SVGs typically meet once per term and provide an accessible arena for students to discuss with staff issues connected to teaching, learning and student support. They also provide an opportunity for the department or school to consult with students and receive feedback on new proposals.

Student Surveys

[Student satisfaction surveys](#) enable the University to gauge overall satisfaction amongst students. When the results have been reviewed and analysed, the University can then enhance your experience of learning at Essex.

National Student Survey

The [National Student Survey \(NSS\)](#) is an independent survey commissioned by the Office for Students aimed mainly at final-year undergraduate students. The survey provides students the opportunity to provide feedback on their University course and experience. The feedback you provide will be used to help shape the future for your fellow students and published on the Discover Uni website to help prospective students make informed decisions about where and what they want to study.

UK Engagement Survey (UKES)

The [UK Engagement Survey \(UKES\)](#) is a national survey for undergraduate students. It invites you to reflect on your time at University so far in relation to your course and wider learning experience. The survey is run each spring term and is open to first, second and some third/final year students.

We're keen to make sure students have the best possible experience while studying at the University. To do that we need to know what we are doing well and what we can do better. The survey is a chance to reflect on how you study and what might help your studies in future. The results also help the University and Students Union to make changes that will improve what we do in future and to make sure we keep doing the things that are of value to students.

If you're eligible to complete the survey, we will contact you in the Spring Term to invite you to take part.

Student Module Feedback

Every year, we will ask you to complete [Student Module Feedback](#) (previously known as Student Assessment of Module and Teaching, or SAMT). This survey allows you to feedback on each of the modules you have studied. Receiving feedback at this level is critical for the University to understand what works well, and what could be improved, from the perspective of students. All feedback will be summarised and discussed by SVGs and will inform reports written for central University committees as part of our quality assurance processes.

There are also many [other satisfaction surveys](#) taking place, to ensure students are happy with the services the University of Essex provides. From time to time you will be invited to participate via an email.

If you have some feedback but don't know who to tell, email: studentvoice@essex.ac.uk

You Matter

We know university life can throw up all kinds of concerns and questions. Everyone has [mental health](#) – sometimes your mental health may be good, other times it may be not so good. It could be stress related to deadlines, general worries or concerns about friends and family members. Whatever is worrying you, if you need some information, advice or support, the University offer a wide range of services and support to help you.

Student Services Hub

If you need practical advice, a confidential conversation, or general information and guidance on University life, no matter what the issue is, the [Student Services Hub](#) can help. You can find out about health and wellbeing, accommodation, careers services, money matters and much more. Your questions matter and you'll get answers from our team of experts.

To Contact the Student Services Hub please use this link to access our web pages and talk to us on Live Chat: [Ask the Hub](#)

Support for disabilities and conditions

We encourage all new students with a disability, long term medical condition, specific learning difficulty or mental health difficulty to disclose and register with the [Student Services Hub](#) so that we can plan how best to [support you in your studies](#).

Funding opportunities

UK students may be eligible for a [Disabled Students' Allowance grant](#). If you are not a UK student, you may be eligible for [other grants and funding](#). We would recommend you [contacting the Student Services Hub](#) to discuss all the options that may be available to you, as well as for general advice, support and information on health and wellbeing issues.

Personal Emergency Evacuation Plans (PEEP)

If you have a permanent or temporary disability that may mean you have difficulty in evacuating one or more areas, you can arrange for a [Personal Emergency Evacuation Plan \(PEEP\)](#).

Seeing a Doctor

If you're studying on a course for more than six months, you're required to register with a local doctor. Our Colchester Campus has its own [health centre](#) or you can use the [NHS Choices postcode](#) finder to find your nearest doctor. If you require emergency medical or mental health services, there are a [number of options available](#) both through the NHS and also the University, regardless which campus you are studying at.

Counselling services

Our University offers a wide [range of services and resources](#) to support all of our students. with a variety of counselling opportunities.

If you feel you would benefit from support, including counselling, please [contact your Student Services Hub](#). [You can find more information, including the full range of counselling services available to you.](#)

UK Immigration Advice and Guidance

[Immigration advice and guidance](#) is regulated in the UK by the Office of the Immigration Services Commissioner (OISC) and can only be given by those that are authorised to do so. We publish lots of information and guidance on our website for students and you can contact one of our authorised advice services via the 'ask us a question section' for further advice about the UK's student immigration rules.

Money management

If you get into financial difficulty you should get help and talk to someone as soon as possible. The sooner your problem is identified, the sooner it can be solved. You may be eligible to apply for financial support to assist you with short-term unexpected and unforeseen costs. Advisers in our [Student Services Hub](#) and our independent [Students' Union Advice](#) can listen and talk you through the issues you are experiencing.

Students' Union Advice

Our [SU Advice](#) service also offers free, confidential, independent and impartial advice on many issues that might be affecting you. Our friendly, trained staff are on hand to support you throughout your time at Essex. You can speak to us about Academic processes and procedures, representation at University meetings, Tier 4 UK visa extensions, housing, complaints, welfare and consumer issues.

Colchester students – suadvice@essex.ac.uk; 01206 874034

Southend students – suacsou@essex.ac.uk; 01702 328235 (term time only)

Loughton students – suaclou@essex.ac.uk; 01206 874034

Residence Life

Our [Residence Life team](#) is here to help you settle in and support you during your time living on campus. Each residents' assistant (RA) is assigned an area and will aim to get to know you and organise a range of social activities. Plus, they can help if you've got any concerns or complaints. Residence Life operates outside of office hours when other University support services are closed.

Religion, faith and beliefs

We're proud of our vibrant and diverse [multicultural community](#) and welcome everyone, of all faiths and none. The calm, friendly and supportive atmosphere in our Faith Centre is a welcoming place for staff, students and the wider community to meet, interact and engage with each other.

Harassment support

We are Essex. We pride ourselves on being a [welcoming and inclusive student community](#). We offer a wide [range of support](#) to individuals and groups of student members who may have specific requirements, interests or responsibilities – to help you fulfil your potential.

We encourage a culture of dignity and respect. We're committed to upholding an environment that's free from any form of harassment or bullying. Though rare, these incidents can occur and if they do our [Harassment Report and Support Service](#) of trained Harassment Support Workers are on hand to help.

COVID-19 (Coronavirus)

The health and wellbeing of our students is our priority. This means we are constantly monitoring advice from the UK Government, Public Health England, the Foreign and Commonwealth Office, and the World Health Organisation, and updating our guidance on students in line with their advice.

Our [guidance to students on protecting yourself and others from COVID-19](#) is updated regularly. It is advisable to check the page frequently to be sure you are up to date with the latest guidance and information from the University.

Health and safety on campus

Our campuses are generally very [safe environments](#). We want to ensure that things stay this way. In order to achieve this, we work closely with local agencies including the police and borough councils. Take a look at our website for [general information and advice](#).

Please familiarise yourself with [fire safety and emergency evacuation procedures](#) for your accommodation, work or study location. If you have a permanent or temporary disability that may mean you have difficulty in evacuating one or more areas, you can arrange for a [Personal Emergency Evacuation Plan \(PEEP\)](#).

Please take note of our [advice on the safe use of electrical items and prohibited electrical items](#) in residential and non-residential areas.

All students residing on campus should complete the Moodle [Fire Safety Course for Residents training](#).

If you have any health and safety concerns or need to report an incident, please use the [University's reporting service](#) to notify us.

Making a Complaint

The University is a large community engaged in many activities of both an academic and non-academic nature. From time to time, you may feel dissatisfied with some aspect of your dealings with the University and, when that happens, it is important that the issue is dealt with constructively and as quickly as possible without risk of disadvantage or recrimination.

The University aims to resolve complaints quickly and informally in accordance with the [Student concerns and complaints procedure](#) which can be found on our website.

Student Development

Careers Services

The Career Services team offer a programme of information, advice, guidance and support through various events, workshops and one- to- one sessions. We also have teams dedicated to Work Based Learning, Placements and Internships that can provide information and support as needed. Find out more about the Career Services available to you here: <https://www1.essex.ac.uk/careers/>

CareerHub

Find hundreds of part-time jobs, internships and graduate vacancies, book on to careers events and workshops, take career assessments, practice your interview skills, build your CV, and connect with employers on **CareerHub**, the online Essex careers and jobs portal. Login with your Essex username and password.

careerhub.essex.ac.uk/students/login

Big Essex Award

The Big Essex Award is a way to get recognition for the extra-curricular and voluntary activities that you complete during your time at Essex, both on and off campus. All verified activities will be included on your university digital transcript, the Higher Education Achievement Report (HEAR).

Chart Your Path

New for 20-21! Discover the range of amazing opportunities available to you at Essex. Use Chart Your Path to find activities, resources and support that are right for you. Build your Essex Strengths and track your development journey as you go. Activate your Gradintelligence account to get started: <https://gradintel.com/index.php/en/account-support/recover/students>

Volunteering

Join the vTeam and be the difference. There are plenty of opportunities to **volunteer** during your time at Essex. The vTeam, run by the Students Union, is a fantastic opportunity to meet new people, make friends, give something to the local community, and gain valuable skills.

www.essex.su/vteam

Essex Interns

Essex interns create paid internships exclusively for you as an Essex student. They're flexible too; part time during term time or full time in vacations. You can even take part up to three years after you graduate, as part of our Essex graduates support package. Sign up for Essex Interns to kick-start your career.

www.essex.ac.uk/careers/internships

You Are Essex

Year and Degree Marks

Once your exam board has met, it can take between 7-10 working days for your results to be confirmed and published. The University's [exam board and publication of results schedule](#) is updated in the summer term, and you will be notified once this information is available online. As soon as your results are ready, you will be sent an email and directed to a password protected web page. You will be able to see your marks obtained and any decisions that you must make in order to progress to the next stage of study.

When in your final year of study, graduating students will receive a [degree certificate](#) at Graduation and will also be able to access your electronic [Higher Education Achievement Record \(HEAR\)](#); which gives details of all marks obtained during your studies.

Graduation

The culmination of all your hard work! [Graduation](#) ceremonies for undergraduate students take place at our Colchester Campus each July in the Ivor Crewe Lecture Hall. All eligible students studying at our Colchester, Loughton and Southend Campuses will be invited to attend.

Students with exam boards held in Autumn term will be invited to attend our Winter Graduation ceremony where these are held; students with exam boards held in Spring or Summer term will be invited to attend our Summer Graduation ceremony.

HEAR

When you study at Essex, you graduate with far more than just a degree. We have replaced the traditional hard-copy transcript with the [Higher Education Achievement Report \(HEAR\)](#) which not only showcases a full record of your academic achievements, but also any activities you have undertaken and logged through the Big Essex Award, and any other awards and prizes that you may have received.

When you graduate, you will have full electronic access to your HEAR for free for life. You will be able to share this with employers and other universities by providing them with a University-certified record of your achievements. You will receive an e-mail from GradIntelligence to enable you to activate your account log-in. As soon as you do this you can start accessing your HEAR!

References

Requesting references from members of staff

If you require a personal reference, always ask permission from a member of staff before giving their name as a referee. You should consider from whom it is most appropriate to request a reference and who will be best equipped to evidence your character and performance in the subject.

For example, final year project supervisors, year organisers, and core course supervisors are likely to be more suitable than lecturers that have taught you on a first-year option course. Every reasonable effort will be made to meet a request for reference for a student who has undertaken study within our Department. Requests received from students who have graduated from the University within the last three years will be prioritised. Requests received outside of this period may, of course, be met if a member of staff is equipped with the necessary information and is willing to provide a reference.

It is always helpful if you can provide the member of staff with details about the course or job you have applied for and, if relevant, a CV or other summary of your qualifications and experience. Please

try to ask for references in good time – it is not always possible for a member of staff to write a reference immediately.

Copies of references

A copy of any reference provided will be retained within our department for no longer than three years for taught students.

Alumni

Essex is forever and although your time here will fly by, you'll be part of the Essex family for life. When you graduate, you'll get an alumni card and join a community of over 100,000 fellow graduates around the world. We'd love to keep in touch and invite you to our alumni events, networking and volunteering opportunities, as well as offer you special alumni benefits. Want to know more? Visit [our website!](#)

What comes next?

The world is your oyster! The options and opportunities open to you as a graduate can be overwhelming. You may know the exact path and next steps that you wish to take, or you might not, and this is okay. Our Careers Services can offer information, guidance and advice on your different options after graduation and you can return to Essex for these services at any time. Whether it is discussing different career paths, bringing your CV or LinkedIn profile up to date, or prepping for that interview you have worked all year for, the Student Development Team are here to support you.

Spread your wings graduand; but you can always come back! As an alumnus of Essex, you can take advantage of [generous discounts](#) on [postgraduate qualifications and degrees](#) if you chose to return to study at Essex as a postgraduate student.

We are proud of our world-class research at Essex and your invitation to contribute is lifelong. If you do decide to stay on for further study with us, you'll develop extensive knowledge in your chosen area and learn from some of the top academics in the field. You can explore our [incredible range of courses](#) online.

Whatever you choose to do, please stay in touch! Keep us up to date with your achievements and explore the variety of ways through which you can give back to Essex too.

Appendix A: Quick Guide - Academic Staff contact details

Dr Lisa Blackmore	Email: lisa.blackmore Tel: 2192 Room: 6.139
Dr Matt Burch	Email: mburch Tel: 2708 Room: 6.145
Dr Paola Di Giuseppantonio Di Franco	Email: pd17425 Tel: 2716 Room: 6.146
Dr Lorna Finlayson	Email: ljfinl Tel: 3002 Room: 5B.119
Professor Fabian Freyenhagen (Leave Autumn 2020)	Email: ffrey Tel: 2713 Room: 5B.113
Dr Steven Gormley	Email: segorm Tel: 2709 Room: 5B.127
Dr Gavin Grindon	Email: ggrindon Tel: 3445 Room: 6.135
Dr Marie Guillot (Leave Autumn 2020)	Email: marie.guillot Tel: 2405 Room: 6.147
Professor Béatrice Han-Pile	Email: beatrice Tel: 2532 Room: 5B.143
Dr Jane Hindley	Email: janeh Tel: 3092 Room: 6.127
Dr Fiona Hughes	Email: fhughes Tel: 2718 Room: 5B.139
Professor Timo Juetten (Leave Spring and Summer 2021)	Email: tjuetten Tel: 2998 Room: 6.141
Dr Matt Lodder	Email: mlodder Tel: 2953 Room: 6.133
Professor Wayne Martin	Email: wmartin Tel: 3405 Room: 5B.115
Professor Irene McMullin	Email: i.mcmullin Tel: 2711 Room: 5B.141
Dr Diana Bullen Presciutti (Research Leave Spring and Summer 2020)	Email: dbpres Tel: 4058 Room: 6.124
Dr Natasha Ruiz-Gómez	Email: natashar Tel: 2999 Room: 6.131
Dr Jörg Schaub	Email: jschaub Tel: 4768 Room: 5B.117

Dr Michael Tymkiw	Email: mtymkiw Tel: 2606 Room: 6.129
Dr Ellisif Wasmuth	Email: ellisif.wasmuth Tel: 2622 Room: 6.144
Dr Dan Watts	Email: dpwatts Tel: 2706 Room: 5B.125
Dr Marta Zboralska	Email: mz20833 Tel: 2076 Room: 6.137

Non-Essex users should add @essex.ac.uk to the above email addresses.

01206 87 needs to be added to the extension numbers if calling externally.