



University of Essex

YOUR VOYAGE STARTS HERE



WELCOME TO OUR SOUTHEND CAMPUS

Whether you're being guided by one of our Student Ambassadors or you've decided to explore our campus at your own leisure, we hope you find this guide useful and interesting.

WHY SOUTHEND?



Our Southend Campus is based in the heart of this vibrant and modern seaside town that is famous for its beach resort and pier.

There is a real sense of community in Southend. Study here and expect a strong bond between you and your classmates.



Southend-on-Sea boasts two mainline train stations and its own airport, so whether it's a quick city break or a weekend at home that's calling, you're well-connected.



LONDON
SOUTHEND
AIRPORT

VICTORIA AVENUE A127

6

QUEENSWAY

LONDON

A13

LONDON ROAD

7

COLLEGE WAY

QUEENS ROAD

ELMER AVENUE

1

2

3

ELMER A

5

4

4

4

HIGH STREET

CLIFFTOWN RD

SCRATTON RD

NELSON ST

8

CLARENCE RD

CAMBRIDGE RD

CASHIOBURY TERRACE

ALEXANDRA RD

ROYAL TERRACE

PIER HILL

WESTERN ESPLANADE

9

OUR SOUTHEND CAMPUS





- 1 THE FORUM**
- 2 THE GATEWAY BUILDING**
- 3 SU LOUNGE**
- 4 SOUTHEND HIGH STREET**
- 5 SOUTHEND CENTRAL STATION**
- 6 SOUTHEND VICTORIA STATION**
- 7 UNIVERSITY SQUARE ACCOMMODATION**
- 8 CLIFFTOWN THEATRE**
- 9 SOUTHEND PIER**

.....

Key

-  University of Essex
-  Public transport
-  Recommended public car parks

SO WHERE SHOULD YOU BEGIN?



Directions: Start your tour at **THE FORUM**

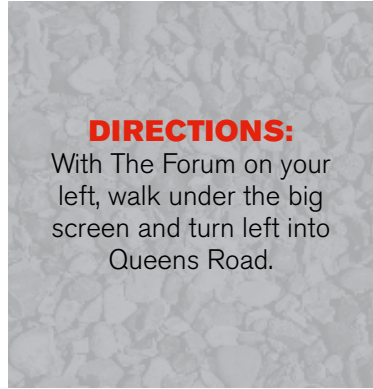


Key

-  University of Essex buildings
-  Other buildings



The numbers on the map correspond with the information on the right about each location.



DIRECTIONS:

With The Forum on your left, walk under the big screen and turn left into Queens Road.



4



SOUTHTOWN CENTRE

The top of the High Street is home to the 8 screen Odeon Cinema and one of Southend's 2 indoor shopping centres – The Victoria.

1

THE FORUM

This impressive building houses an ultra-modern public and academic library, our student services hub and a diverse range of high-tech learning facilities.



2

On the ground floor, you will find the Focal Point Gallery, café and a 200 seat lecture theatre.



3

UNIVERSITY SQUARE

With its red, yellow, green and blue blocked design you cannot miss our University Square accommodation complex. The building is affectionately known by locals as the "Lego Building".



DIRECTIONS:

From Queens Road, turn right at University Square onto London Road (opposite Sainsbury's).



DIRECTIONS:

With Sainsbury's on your left, walk past the chain restaurants and banks on London Road to the top of the High Street.

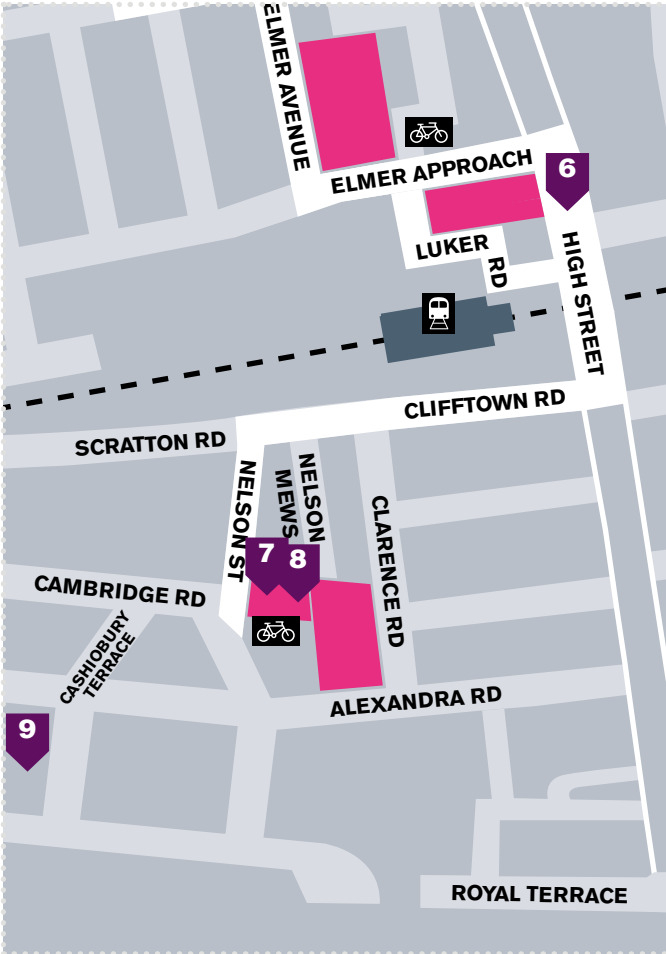
5

SOUTHEND CENTRAL STATION

Southend Central Station, the closest to our campus, has direct trains to London. Southend Victoria Station, at the top of the high street has direct trains to London Liverpool Street and London Southend Airport, so you're well connected.



MOVING FURTHER INTO THE TOWN



Key

- University of Essex buildings
- Other buildings

The numbers on the map correspond with the information on the right about each location.

DIRECTIONS:
Southend Central train station is on your right, with trains direct to London Fenchurch Street. Continue past the station and turn left at The Railway Hotel into Nelson Street.



PRITTEWELL SQUARE GARDENS

Surrounded by Victorian town houses you will find these lovely, formal ornamental gardens with central pond and fountains. With views over the Estuary, it is a popular place to sit and watch the world go by.

6

The High Street runs all the way to the seafront and has a mix of big name retailers, department stores and quirky independent shops.



DIRECTIONS:

Walking away from the Odeon Cinema and down the High Street, pass under the railway bridge and turn right into Clifftown Road.



7

CLIFFTOWN THEATRE AND STUDIOS

A renovated Victorian Gothic church now houses the stunning Clifftown Theatre and Studios and is home to East 15 Acting School. A great opportunity to watch local theatre on your doorstep.



8

This unique space incorporates 5 large studios, 2 seminar rooms, a wardrobe department, props store and workshop, foyer bar and a state-of-the-art 200 seat theatre.




DIRECTIONS:

With the main entrance behind you, walk up Cambridge Road and turn left into Cashiobury Terrace. Walk past the bowling green to Alexandra Road.



DIRECTIONS:

Exit the park through the ornate clock arch and cross over Clifftown Parade to Southend Cliff Gardens.



SCENIC SOUTHEND

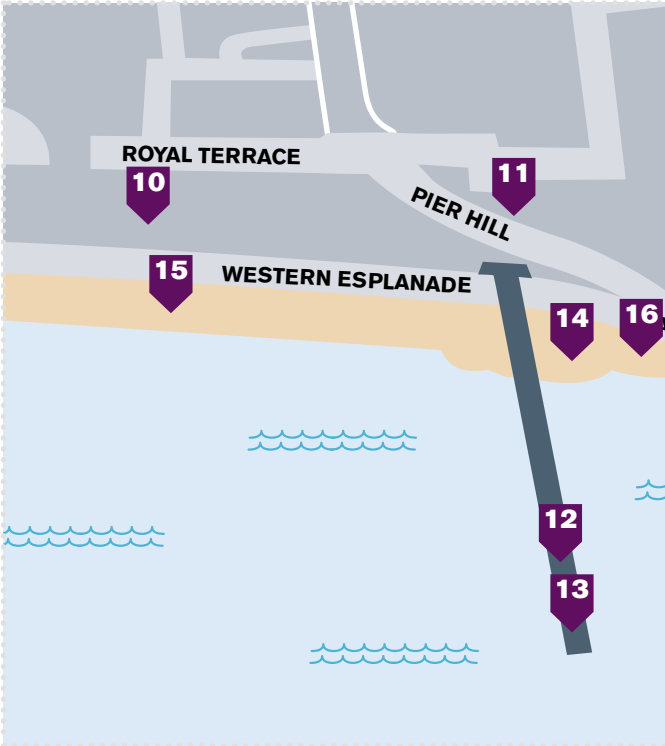
Southend-on-Sea is affectionately known as ‘London’s playground’, you can sail, kitesurf or cycle along the coast, take a ride on the rollercoasters at Adventure Island or enjoy fish and chips on the beach.



11 ↘


PIER HILL


The Royals Shopping Centre sits at the bottom of the high street, atop the famous Pier Hill. Here you will find a modern observation tower with a viewing platform and lift providing easy access to the promenade below.



Key

-  University of Essex buildings
-  Other buildings

 The numbers on the map correspond with the information on the right about each location.



15 ↘

SOUTHEND SEAFRONT

Stretching out from either side of the pier are over 7 miles of beaches to explore. The “Golden Mile” of seafront stretches between the pier and the Kursaal, famous for its amusement arcades, slot machines and attractions.

10

SOUTHEND CLIFF GARDENS

The gardens stretch west from the High Street for approximately 1 mile along the cliff tops to the Cliffs Pavilion Theatre. A blend of formal and informal gardens, they are a lovely place for a stroll.



DIRECTIONS:


Looking out towards the Thames Estuary, turn left and continue along the cliff tops past the Cliff Lift and along Royal Terrace to the bottom of the High Street.



12

SOUTHEND PIER

A short walk down Pier Hill brings you to the visitor centre and entrance of Southend Pier. You can walk the 1.34 miles to the pier head or catch a train if you prefer to sit back and enjoy the view.



13

DID YOU KNOW?

Southend Pier is the longest pleasure pier in the world - no wonder there's a train!



14

ADVENTURE ISLAND

If theme parks are your thing, Adventure Island is right next to the pier. With over 60 rides and attractions, there is something for everyone to enjoy.



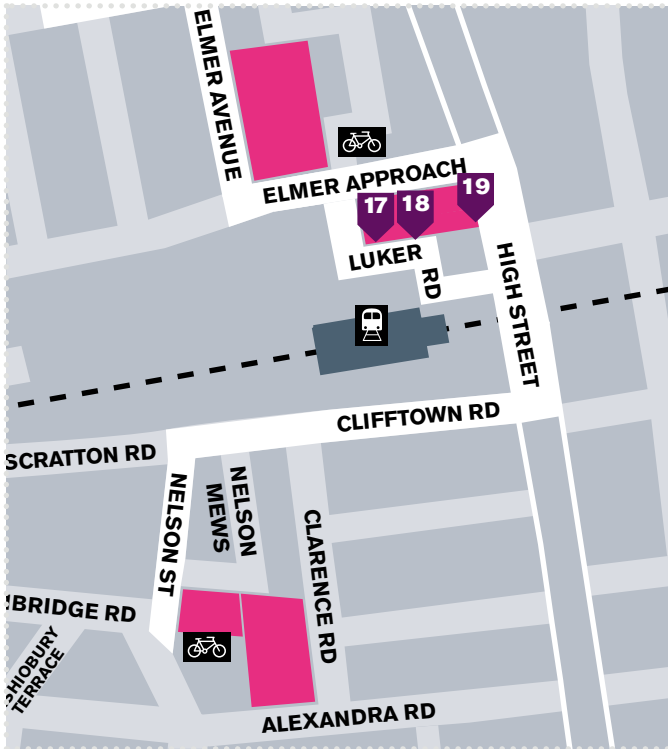
16

At night, sparkling illuminations and state-of-the-art lighting columns fill the seafront with colour. Further along the seafront past the Sea Life Adventure Aquarium is The Beach Club, where you can try sailing, windsurfing, and jet-skiing.



WE'RE ALMOST AT THE END OF YOUR TOUR

As our campus is based in the very heart of the town you are close to places to eat, museums, sporting opportunities and even an international airport. We hope you'll stay a while and enjoy what else Southend has to offer you!



Key

-  University of Essex buildings
-  Other buildings



The numbers on the map correspond with the information on the right about each location.

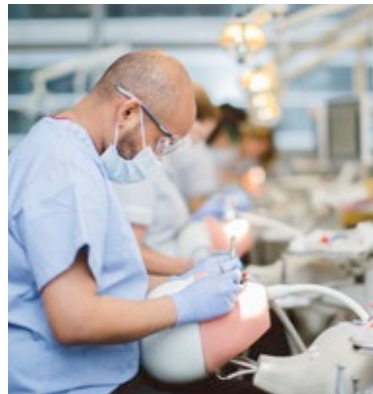


17



THE GATEWAY BUILDING

The main reception for our Southend Campus is located on the ground floor of The Gateway Building. Purpose built, it offers state-of-the-art teaching, business and study facilities.



19



SU LOUNGE

The Students' Union social space, the SU Lounge, can also be found here, just next to the main entrance to the Gateway Building on Elmer Approach. Pop in, take a look and put your feet up after your tour!

DIRECTIONS:

With the seafront behind you, walk back up the High Street, under the railway bridge and turn left in to Elmer Approach.



18

The Gateway Building is home to the Business Hub and cutting-edge nursing and dental skills labs and also houses a GP surgery and dental practice, with facilities available to students and members of the public.



FANCY A BITE TO EAT?

Your tour doesn't have to end here. Why not check out one of the many bars, restaurants and cafés in Southend?



Love independent cafés? Take a stroll down Queens Road and see what Southend has to offer.

OUR ACCOMMODATION

If you're on a self-guided tour you won't be able to have a look inside our accommodation, but feel free to stroll past and take a look outside. If you want to be shown inside by one of our Student Ambassadors, get in touch to book a tour.

E tours@essex.ac.uk

UNIVERSITY SQUARE

Our bright and modern accommodation at University Square is unmissable (literally) and contains a large common room, launderette and courtyard.

Located by the many attractions and facilities Southend has to offer, just minutes from the Gateway Building and The Forum. There are over 560 student rooms arranged in flats, within seven houses situated around a central enclosed courtyard.

What's the cost?

Ensuite: £143.92*

Studio: £182.63*



*Costs correct at time of printing. These costs are per week and based on the 2019-20 charges. Up to date costs can be found online.



Visit our accommodation web pages to find out more.
▶ www.essex.ac.uk/accommodation

We hope you enjoyed your tour of Southend-on-Sea. Check out #MyEssex on Instagram to see more of what life as an Essex student is all about. And of course, if you have any questions we're always happy to have a chat.

 /uniofessex

 /Uni_of_Essex

 /uniessex

E admit@essex.ac.uk (for general queries)

E tours@essex.ac.uk (for tour specific queries)

www.essex.ac.uk