


Your first week

Freshers' handbook
2 – 7 October 2011



Welcome


I am delighted that you have chosen to study at the University of Essex and, on behalf of our University, I extend a very warm welcome to you. I hope that your stay here will be happy and exciting, and that you fulfil your personal and academic aims.

This handbook has been developed to enable you to settle into university life, to meet new friends, and to get to know your fellow students. I hope it will be a source of information and support as you embark on one of the most important journeys of your life here at Essex.

Professor Colin Riordan
Vice-Chancellor



Contents



General information

About this handbook	
Online updates	
Knowing what you need to do – and when to do it	
Where to go if you have any questions in your first week	
Arrivals day	
Finding your way around	
Using the University's student web portal – myEssex	
Accessing your University e-mail account	
Money matters	
Safety on campus	

Travel information

How to get to our Colchester Campus	8
Getting around once you have arrived	10
Special access needs	12
Useful websites	12

Academic induction

Information for students who are under 18 at the start of their course	13
Departments, school and centres	13
Registration	13
Late registration	16
Registration cards	16
Introduction to our University talk	17
Useful links and further information	18
Events held by your department, school or centre	20
Joint course students	21
Useful checklist	24

Other events

Freshers' arrivals day	26
Adding 'study abroad' to your course	26
Strategies for study workshops	27
Graduate School welcome reception	27
Tours	27
Games Without Frontiers	28
Students not living in University accommodation	29
Mature students	29
Freshers' Fair	30
Freshers' Village	30
Multi-Faith Chaplaincy Centre events	30
International students	31

Information for disabled students

Dyslexia information and drop-in session	34
Disability information and drop-in session	34
Further information	34
Plan of our Colchester Campus	36
How to get to our Colchester Campus	37
Contact details	39

General information

About this handbook

This handbook aims to provide you with all the useful information you need to know during your first week here, plus advice to help you settle in so you can start enjoying your studies and social life. It outlines all the compulsory and non-compulsory events taking place over the week, and some essential things you need to do when you arrive as a new student at Essex, along with information to help you make most of the week by taking part in the full range of exciting and interesting activities on offer. Some events are compulsory for you to attend. These are split into groups according to your nationality, ie whether you are a United Kingdom/European Economic Area (UK/EEA) student or a non-EEA international student. Please ensure that you attend the correct event so that you get the information that's right for you.

Online updates

All the information in this handbook will be available online at: www.essex.ac.uk/freshers and we strongly encourage you to bookmark these web pages (as we will be updating them throughout Freshers' Week – including likely alterations to event times and venues) and visit the University of Essex Freshers 2011 Facebook page at www.facebook.com/UniEssexFreshers

Knowing what you need to do – and when to do it

Freshers' Week may be a confusing time and it can be hard to know, and remember, what's important and what's for fun. Towards the centre of this handbook you'll find a checklist and a blank timetable for you to complete, to help you

structure your first week. Please ensure that you write down your compulsory events before your non-compulsory events on your timetable.

Where to go if you have any questions in your first week

On arrivals day, Sunday 2 October 2011, you will find a range of useful information available and helpful students and staff on the Squares, right in the heart of campus. More details are in the 'other events' section of this handbook.

Throughout Freshers' Week, you will see student ambassadors (current students who help out at major University events) wearing Freshers' t-shirts. If you have any questions, need directions or want further information, please just stop them and ask. If they can't help, they will always find someone who can. There will also be staff on information points in the centre of campus, who will always be happy to help.

Our University's Student Support team, and our Students' Union Advice Centre are available throughout the year, should you need advice or guidance on any issues or problems. If you have any queries on or before arrivals day, which have not been answered by the information you've already received, please feel free to contact either service – contact details can be found on our University website at: www.essex.ac.uk.

Our Students' Union organises many events during Freshers' Week, including the Freshers' Fair attended by hundreds of clubs and societies. You will receive full details of all Students' Union events in a separate publication, and details are also available on the University of Essex Students' Union website at: www.essexstudent.com.



Arrivals day

If you will be living in University accommodation we expect you to arrive on Sunday 2 October – arrivals day. However, if you are unable to do so, and need to arrive later in the week, please be aware that arrangements for you to collect keys to your accommodation may alter, and you will need to check whether this will mean missing any compulsory events.

If you are a student aged under 18 at the start of your course, you must arrive on Sunday 2 October so that you can attend all your induction events.

If you are not going to be living in University accommodation you do not need to be on campus on arrivals day although you'd be very welcome if you would like to visit. Our Students' Union will organise an evening event on this day which many newly arriving students enjoy.

Finding your way around

At the back of this book is a map of our Colchester Campus which you may find useful when you first arrive. Free maps will also be available during this week and there will be plenty of people around that you can ask for directions. You will almost certainly feel lost from time to time, but this is not unusual, and you will learn to find your way around in the first few weeks. Campus tours will be available on Sunday, Monday, Tuesday and Wednesday of Freshers' Week and tours of Colchester town centre will be available later in the week. Please see the 'other events' section or visit the information point on Square 4 once you get here for more details.

Using the University's student web portal – myEssex

To use the applicant portal for the first time, please follow these steps:

1. Go to: www.essex.ac.uk/apply
2. Fill in your e-mail address in the appropriate field (this needs to be the same e-mail address as on your application form)
3. If you've never used myEssex before, tick the "No, I have never used this site before" option and click proceed
4. Fill in the form confirming the details requested, including your e-mail address, and choose a password or passphrase – if your chosen password is too insecure you will see a warning and be asked to choose another
5. You will see a page saying "Account creation accepted" and "Your account request is now being processed". You will receive an e-mail from no-reply@essex.ac.uk that contains a web link for the purpose of validating your account; you will not be able to log in to myEssex before validating your account
6. Check your e-mail and click on the link in it for validating the account. If you can't see the e-mail from no-reply@essex.ac.uk, check your spam folder
7. Return to: www.essex.ac.uk/apply, enter your e-mail address and passphrase, and click proceed. You will then see your application

General information

8. You will be taken to a form asking for your personal ID number and date of birth - complete and submit this and you will be presented with a list of your current applications to the University

9. Click on the "Further details" link for the application you're interested in and you will be taken through to the portal

On subsequent visits to myEssex you will see your list of applications (in most cases it will be a list of one application only). Just click on "Further details" to enter the portal for that application.

Further applications can be associated to your account. Click the "Associate an existing application with this login account" link (at stage 9), and follow the instructions.

If you have any problems trying to access myEssex, please e-mail: admit@essex.ac.uk with your personal ID number and full name.

Accessing your University e-mail account

If you have used the myEssex student portal, you will be able to activate your University of Essex computing account online before you arrive at the University. You will receive further details of how to do this in September. This will enable you to use some services such as your University e-mail, online materials relating to your course and access online services available at the Library. Furthermore, you will be able to use the computing labs and the IT network in student accommodation when you arrive at Essex and before you register during week one of the academic year.

For those who have not used the myEssex portal for applicants, when you arrive you can still use the computing labs to access e-mail and web-based resources using the username "freshers", with the password "freshers", during Freshers' Week.


Money matters

By the time you are reading this information we hope that you have funding for your course in place. Information on all aspects of student funding can be found on our University website at: www.essex.ac.uk.

If you are beginning an undergraduate course and have previously studied at higher education level, your entitlement to financial support may be affected. Advice on your funding can be sought from Student Support.

Postgraduate students are not eligible for the same funding support as undergraduates and need to source their own funding. Further information can be found on our University website.

Paying tuition/accommodation fees – details of when, where and how to pay your fees, along with information about discounts and late payment charges, can be found on our University website.



Safety on campus

Our Colchester Campus is a safe environment but, just the same as when you are at home, it's important to follow some common sense tips to help you stay safe as you settle in to student life on campus. We work closely with local agencies, including the police and Colchester Borough Council, to help us ensure our campus remains as safe as possible for both students and staff.

We also have a Police Community Support Officer, PC Alex Willmot, based at our Colchester Campus. Please feel free to approach Alex and ask him any questions about your own safety and how to stay safe on campus.

Our Information Centre, situated on Square 3, is staffed by University patrol officers 24 hours a day. Our officers are friendly, approachable and willing to assist. You may contact them on ext: 2125 for general enquires and ext: 2222 in an emergency, if you are on campus. If you're off campus, you can call our Information Centre on: 01206 872125.

Avoid walking or cycling alone in isolated areas or along isolated and unlit or poorly lit footpaths. Try to arrange to walk with others and keep to well-lit streets. Remember short cuts are not always the safest routes.

- If you are carrying a bag, keep the opening in your sight or against your body, don't keep keys in your bag, and don't carry large sums of money around with you – carry only what you need.
 - At our Colchester Campus, make use of our Students' Union minibus to get to and from our off campus residences.
 - Personal alarms are available from our Students' Union Advice Centre and Nightline.
 - Be vigilant and report anything suspicious to patrol officers or the local police, on: 101 or 0300 333 4444.
- Avoid using mobile phones when walking alone or when you are in large crowds.
 - Always lock your accommodation when you leave and don't let strangers in to your buildings.
 - Use bank machines in daylight hours if possible, don't use them if anyone suspicious is hanging around.

Travel information

The following information provides details of how to get to our University. Our Colchester Campus is based at Wivenhoe Park, on the outskirts of Colchester town, Essex. We are within easy reach of London by road and rail, and Stansted Airport and the ferry ports of Harwich and Felixstowe provide good links to Europe and the rest of the world. Further general information is available on our University website at: www.essex.ac.uk. For maps see pages 36 and 37 of this handbook.

How to get to our Colchester Campus

From abroad

Airports

Stansted (London's third international airport) is about an hour and a half from our Colchester Campus by bus. The X133 service currently runs every hour between Stansted and our Colchester Campus. For more information and to book visit: www.airportbybus.com and BAA Stansted Airport Information is at: www.baa.co.uk/main/airports/stansted.

Coaches will be available direct to our University from Heathrow International airport on Sunday 2 October 2011 for those who have pre-booked a place. This service only operates on arrivals day and seats can be booked online at: www.essex.ac.uk/ish/travelling/airport_coach_booking.aspx

Please be aware that the times published online are the main meeting times, rather than departure times, and the coaches will leave as soon as possible after this time.

Once you arrive at our Colchester Campus, you may have to walk some distance with your luggage so please consider minimising the quantity of luggage you bring with you if you would like to use this service. Unfortunately we are unable to provide help with luggage transfer from the coach to your accommodation.

If your flight is due to arrive at Gatwick airport, please look at the National Express website at: www.nationalexpress.com. National Express run regular coaches between Gatwick and Heathrow airports for an average cost of £25.

The door to door journey planner at: www.transportdirect.info can assist you to determine which bus/rail option is best for your scheduled arrival. Our Colchester Campus postcode is CO4 3SQ, when identifying options which include travel by car.

Ports

If arriving by boat to Harwich port, our Colchester Campus is just over an hour from Harwich International Station by train and bus; you can buy a Plusbus rail ticket at: www.plusbus.info straight to the Colchester Campus. The journey by car/taxi would be about three quarters of an hour.

Further information is available on the following websites

- www.harwich.co.uk/passenger.htm (includes ferries from the Netherlands and Denmark)
- Stena Line at: www.stenaline.co.uk
- DFDS Seaways at: www.dfdsseaways.co.uk



By train

Trains run between London Liverpool Street Station and Colchester at approximately half-hourly intervals during the day. The journey takes under an hour. Services also connect with Colchester from Norwich, Ipswich, Harwich, Felixstowe and Clacton/Walton. Local bus and taxi services connect Colchester station to our University.

Please note, Colchester has three stations. These directions refer to the main station (Colchester North Station) and not Colchester Town or Hythe Station. For information on train timetables (including any scheduled disruptions to services) and fares, please see: www.nationalrail.co.uk.

Our Students' Union will have a reception desk at Colchester North Station and will provide a free bus service between the station and our campus at regular intervals during the day on Sunday 2 October. Alternatively, bus numbers 62, 74, 74B, 76 or 78 will take you to our University or there is a taxi rank directly outside the station.

Please note, the train service from London Liverpool Street to Colchester is often disrupted on Sundays due to engineering work. On such occasions, bus services are used to replace the train for sections of the journey at no extra cost. However, for passengers with large amounts of luggage, this disruption can be difficult. Students planning to travel by train should check the situation with the national rail website above. Currently there are no engineering works scheduled to disrupt National Express East Anglia services on 2 October.

Network Rail provides more information, including news and maps at: www.networkrail.co.uk. Many of the transport operators have real time information available as a texting service or iPhone app.

By coach

There are regular coach services to Colchester bus station from most parts of Britain, either direct or via London. Local bus and taxi services connect Colchester town centre to our University. For further information please see the National Express website or telephone: 08717 818181(international: +44 (0)8717 818181). Further information is available on the following website: www.nationalexpress.com/home/hp.cfm

By road

If approaching our Colchester Campus from London and the south via the A12, take the exit marked Colchester Central (A133). If approaching from Ipswich and the North on the A12, take the exit marked Colchester (A1232). From Colchester, our University is off the A133 to Clacton. Follow the road signs directing you to our University, or the additional yellow AA signs. Once on campus, red signs will direct you to our accommodation.

- The RAC provide traffic news and route-planning at their website at: www.rac.co.uk
- AA Traffic and Travel Information is an alternative source of road travel information: www.theaa.com
- Real time traffic news from the Highways Agency: www.highways.gov.uk
- Streetmap and Multimap allow you to search UK maps by postcode, grid reference or place name at: www.streetmap.co.uk or: www.multimap.com

Travel information

By local bus to Colchester Campus

The bus station is situated in the centre of Colchester and buses to our University depart from stands 8 and 9. Our main University bus stop is at the Valley Road junction, near Square 1. We are served by the following buses:

- From Colchester North rail station (via Colchester bus station): 61, 74, 74B, 76 (Note: the number 61 does not go to the rail station on a Sunday, the 74, 74B and 76 only serve Colchester rail station on Sundays)
- From Colchester North rail station (via High Street, stops V and Z): 62 and 78.
- From Colchester Bus station: 61, 74, 74B and 76

As services can occasionally be irregular and not always direct to campus, 45 minutes should be allowed when travelling from the rail station to our University.

For more information about any of the bus services provided in Colchester, including timetables and fares, check the Traveline website at: www.travelinesoutheast.org.uk or from within the UK you can contact Traveline on: 0871 200 2233.

Further information is available on the First Essex Bus Ltd website at: www.firstgroup.com/ukbus/southeast/essex/home/index.php

By taxi

A taxi from Colchester rail station to our University normally takes about ten minutes outside rush hour. There is also a taxi rank on Colchester High Street near the Red Lion Hotel.

There are a number of local taxi firms in Colchester. All four listed below are able to carry additional luggage on request and are willing to take more than one passenger for the same price. You are advised to book with the taxi firm directly and in advance.

- Airline Taxi: 01255 222220 (international: +44 (0)1255 222220)
- Jetline Ltd: 01206 231131 (international: +44 (0)1206 231131)
- Minicab Services (formerly Micraline): 01206 544544/544444 (international: +44 (0)1206 544544/544444)
- Wivenhoe Station Cars: 01206 822020 (international: +44 (0)1206 822020)
- Load and Ride: at www.loadandride.co.uk (international: +44 (0) 1255 222144)

Getting around once you have arrived

This section provides information about the various travel options available and where you can find further information. Our University is committed to decreasing car parking demand on campus and reducing the impact of University generated traffic on the local environment. A long term transport strategy has been developed to promote a sustainable and integrated approach to transport both on and off campus. There are a number of alternatives available which are designed to reduce all non-essential car journeys.

Car parking

Students living at our Colchester Campus are not eligible to apply for permit parking. If you bring a car onto campus, then you must use the visitor parking bay and obtain a pay and display ticket.



Bus

There are seven regular bus routes that serve our University directly, run by First Bus and Cedrics Coaches. There is also an hourly service to Stansted airport and two National Express services serving London and Liverpool. We have a discount card, the UniCard, which offers discounted unlimited travel in specific zones on First Buses only for students.

There is also a Borough Card which can be used on First Bus and Network Colchester services. Both cards, as well as tickets for National Express services, can be purchased from the Post Office on Square 4.

Bus timetables for both Cedrics and First Bus and further information on the zones covered by and the prices for the UniCard are available on our University transport web pages. Hard copies of bus timetables can be obtained from the Post Office in Square 4 or the Information Centre on Square 3.

Train

Three stations serve campus: North Station, the Hythe and Wivenhoe Station, all of which are served by trains coming from London, and from Walton on the Naze and Clacton. Wivenhoe and North Station are served by the 61 and 62 bus services.

The 78 and 74 services can be picked up at the Wivenhoe Co-Op, and both stop at Tesco at the Hythe. See the airport information for contact numbers for taxis. Train tickets can be purchased from the Post Office on Square 4, where timetables are also available. The National Rail Service can give up to date timetables and fare information at: www.nationalrail.co.uk.

Cycling

Our University is committed to promoting cycling and other forms of sustainable travel. There are cycle routes to and from campus, and cycle paths and parks on campus; these are detailed on a map available from the Estate Management Helpdesk, room 6.003 (Level 6, around the corner from the Blues Café) or call: 01206 872959 or internally, extension: 2959 for further information. Shower facilities are located on Level 3 of the Physics building, underneath Barclays Bank.

Taxi

Taxi companies local to our University

- VP Cars: +44 (0)1206 825001 or mobile: +44 (0)7881 422967 (mobile – text messages accepted)
- Panther Cabs (Wivenhoe): +44 (0)1206 525525

Pre-booking a taxi is recommended.

Motorcycles

Motorcycles and mopeds may park free of charge at our Colchester Campus car parks and in underground parking spaces (below the main campus buildings), however, they must be registered to park.

To register for parking, please go to the Estate Management Helpdesk in room 6.003 (Level 6, around the corner from the Blues Café). Owners must be eligible to register to park on campus and provide a copy of your licence, insurance and ownership details.

Travel information

Car sharing

Our University has a car sharing scheme. To use this scheme you are required to sign up with: www.studentcarshare.com and select the University of Essex.

Any queries regarding transport or travel in general should be directed to: feedback@essex.ac.uk or contact the Estate Management Helpdesk. BBC Radio Essex provides frequent updates on travel in the local area.

Special access needs

If you require further information on disabled access, please contact the Disability Team, room 4N.6.2, telephone: 01206 872365 or: 01206 873444 or e-mail: disab@essex.ac.uk. Information is also on our website at: www.essex.ac.uk.

Useful websites

Journey Planner at: www.transportdirect.info

Bus and rail Information at:
www.travelinesoutheast.org.uk

Heart Radio Colchester at:
www.heartcolchester.co.uk

BBC Radio Essex at:
www.bbc.co.uk/england/essex

Academic induction



There are several compulsory events you must attend during your first week, to introduce you to life at our University and help you settle in to your studies. These are:

- Registration
- Introduction to our University talk
- Department, school or centre induction events
- Graduate School events (for postgraduate students only)

As well as providing useful information, these events will give you the opportunity to meet staff and fellow students before you begin your course. With this handbook, you should also have received information about induction events being run in your department, school or centre and other departments, schools or centres that you may be involved with. To check the information, please visit: www.essex.ac.uk/freshers which will contain any updates or alterations to events.

Information for students who are under 18 at the start of their course

If you are under 18, you must arrive on Sunday 2 October and you must attend all induction events in Freshers' Week. This will be an opportunity for you to ask any questions you may have, and to meet relevant staff in your department. You will be given important information about your time at Essex. You should also arrange to meet your departmental under 18s contact – please check your Essex e-mail for details of this meeting. If you are unsure about which events and talks you should attend, please go to one of the information stalls on campus or e-mail: sso@essex.ac.uk.

Departments, schools and centres

Our University has sixteen academic departments and schools, each responsible for teaching and research within a defined subject area. There are also academic centres conducting research on a smaller scale. All are strongly committed to research and this underpins the design and teaching of courses. Every course is allocated to a “home” department/school/ centre. Most departments/schools/centres have academic and administrative staff with specific responsibilities for new undergraduate and postgraduate students.

Registration

Dates

Tuesday 4 October – Thursday 6 October

Your registration will take place by department/school/centre and in most cases is split between UK/EEA students and non-EEA international students, please check the date and time for your registration below.

Location

Sports Hall, which will be signposted.

Purpose

You will register as a student of the University of Essex and receive your combined registration and library card. If you have activated your University computer and e-mail account before arriving, we will ensure this facility continues for you. If you have not done this yet, we will issue your computer and e-mail account details to you at Registration. If you are a self-funded student and have not paid your tuition fees in advance, you must bring either evidence of sponsorship for your tuition fees or at least the first

Academic induction

instalment of your tuition fee in order to register. If you are a UK student and have applied for a student loan, you must register to receive any payments due to you.

When to register

Registration for our new students will take place at the Sports Hall, Colchester Campus, between Tuesday 4 and Thursday 6 October 2011 inclusive. All our students are required to register as follows:

UK/European Economic Area (EEA) students

If your country of nationality or residency is listed below, you must register on the dates/times shown for UK/EEA students, according to your department, school or centre, unless stated otherwise (see schedule below).

Non-European Economic Area (EEA)

International Students

If your country of nationality or residency is NOT listed below, you must register on the dates/times shown for non-EEA international students, according to your department, school or centre, unless stated otherwise (see schedule below).

A list of all countries in the European Economic Area (EEA) is shown below:

Austria	Greece
Belgium	Hungary
Bulgaria	Iceland
Cyprus	Ireland
Czech Republic	Italy
Denmark	Liechtenstein
Estonia	Latvia
Finland	Lithuania
France	Luxembourg
Germany	Malta

Netherlands	Slovenia
Norway	Spain
Poland	Sweden
Portugal	Switzerland*
Romania	United Kingdom
Slovakia	

*Please note, Switzerland is a non-EEA country, but Swiss nationals are included as they do not require a visa to study in the UK.

What to bring to registration

- Photographic identification. Please note if you are a non-EEA international student you **MUST** bring your passport and visa.
- Confirmation of Acceptance for Studies (CAS) statement, if you are a non-EEA international student, please bring a printed copy with you.
- Original award qualification certificates, if you have been asked to provide these.
- Documentation relating to the payment of your tuition fees. If you are a self-funded student, please bring the first instalment of your tuition fees, unless you have paid this in advance.

Please refer to our University website at: www.essex.ac.uk for further information about Registration.



Registration 2011-12

Schedule for new students

(Colchester Campus)

Tuesday 4 October 2011 – Morning (UK/EEA students)

Human Rights Centre School of Law	Between 9.00am and 9.45am
Essex Business School	Between 9.45am and 10.30am
Department of Economics	Between 10.30am and 11.00am
Department of Language and Linguistics	Between 11.00am and 11.30am
Department of Sociology	Between 11.30 am and 12.00pm

Tuesday 4 October 2011 – Afternoon (UK/EEA students)

Department of Biological Sciences Department of Mathematical Sciences	Between 1.00pm and 2.30pm
School of Computer Science and Electronic Engineering School of Health and Human Sciences	Between 2.30pm and 3.15pm
Department of Psychology	Between 3.15pm and 4.00pm

Wednesday 5 October 2011 – Morning (UK/EEA students)

Centre for Interdisciplinary Studies in the Humanities (CISH) Study Abroad Programmes School of Philosophy and Art History	Between 9.00am and 9.45am
Department of History	Between 9.45am and 10.30am
Department of Literature, Film, and Theatre Studies	Between 10.30am and 11.15am
Department of Government Institute for Social and Economic Research (ISER) Centre for Psychoanalytic Studies - all students UK/EEA and non-EEA international students	Between 11.15am and 12.00pm

Academic induction

Wednesday 5 October 2011 – Afternoon (International Academy students only)

International Academy - all students UK/EEA and Non-EEA international students	Between 1.00pm and 4.00pm
--	---------------------------

Thursday 6 October 2011 – Morning (non-EEA international students)

Human Rights Centre School of Law	Between 9.00am and 9.30am
--------------------------------------	---------------------------

Centre for Interdisciplinary Studies in the Humanities (CISH) Study Abroad Programmes Department of History Department of Literature, Film, and Theatre Studies School of Philosophy and Art History	Between 9.30am and 10.00am
Essex Business School	Between 10.00am and 12.00pm

Thursday 6 October 2011 – Afternoon (non-EEA international students)

Department of Biological Sciences Department of Mathematical Sciences	Between 1.00pm and 1.30pm
--	---------------------------

School of Computer Science and Electronic Engineering School of Health and Human Sciences Department of Psychology	Between 1.30pm and 2.30pm
Department of Economics	Between 2.30pm and 3.15pm

Department of Government Department of Language and Linguistics Department of Sociology Institute for Social and Economic Research (ISER)	Between 3.15pm and 4.00pm
--	---------------------------

Late registration

You must register at the times indicated. If you cannot arrive in the UK on time you will need the permission of the Dean of the Faculty to which your department/school/centre belongs in order to register late in the week commencing Monday 10 October. Please contact the Registry in the first instance at: registry@essex.ac.uk.

Registration cards


When you attend Registration, you will receive your University registration and library card. This card is printed with your personal details and a photograph. The card is used:

- to identify you as a student of our University;
- in the Library and must be produced when you wish to borrow items;
- to gain access to the Library Reading Room out of normal opening hours;



- during examinations, to verify your identity;
- to prove your eligibility to enter Students' Union venues;
- in the Sports Centre, to book classes or use the other facilities.

What's on the card?



In addition to your name, photo and level of study, the card shows:

PRID – this is your personal identifier. In the example above it is TESTB11004. This identifies your financial and Library accounts at our University. If you stay at Essex and take a second course, you will keep this identifier. Your PRID is also shown as a barcode, for use by hand held scanning devices.

Registration No – this is associated with your personal academic record for your course. In the example shown it is 0886051. If you stay at Essex and take a second course, you will be given a new registration number.

Expiry Date – this is the expected end date of your course. If you extend your course, you will need a new card.

Login – this is your username for your University computer account, in this example

jtestb. Add @essex.ac.uk to create your e-mail address.

Password – this is a randomly generated password for your account, in this example XQB-63oF. When you first log in, you will be asked to change it for a password of your choice.

If you are under 18 years old when you start your studies, your registration card will state this clearly. Once you turn 18, you will be able to exchange your registration card for a new one at no cost.

Introduction to our University talk

Location – The Ivor Crewe Lecture Hall (ICLH), off Square 5

All new students are expected to attend this talk. Following a brief welcome from our Pro-Vice Chancellor for Academic Standards and the President of our Students' Union, there will be a Q&A panel-style discussion, attended by key members of University support staff, giving you the opportunity to ask any questions you may have about settling in to student life – from IT support to welfare and accommodation issues. If you are a non-EEA international student, this talk will contain specific and useful information for you as an international student.

Monday 3 October

12pm – 1pm

UK and EEA students with last names beginning A-L

2.30pm – 4pm

Non-EEA international students and all students under 18

Academic induction

Tuesday 4 October

12pm – 1pm

UK and EEA students with last names beginning M-Z

Useful links and further information

Joining the Albert Sloman Library

Once you have registered, you will automatically have access to our University Library – known as the Albert Sloman Library and named after our first Vice-Chancellor. To borrow books, you will need to present your Registration and Library card. It is recommended that you join one of the introductory library tours in Freshers' Week. Details of these are in the 'other events' section of this book.

Council tax

Most full-time students, both undergraduate and postgraduate, are exempt from the payment of council tax and this is automatically applied if you are living in University-owned accommodation. If you will be living in your own home or privately rented accommodation, you will require a council tax certificate to prove eligibility for a discount or exemption, which you can request once you are registered. Further details about how to obtain a council tax certificate will be available on the Registry website and at Registration. Any enquiries about the council tax on your property should be directed to your local council tax office.

Module enrolment

All students (except research students) will have the opportunity to select optional modules prior to arrival and can check the details using myEssex for applicants and by selecting the myLearning link. From here, you will be able to

access eNROL, the online module enrolment service to view your compulsory modules and to choose your optional modules. Please note that some courses contain compulsory modules only. You are then normally permitted to change optional modules during the first two weeks of the term in which the module starts and you will be able to do this using eNROL. If you are in any doubt, or want advice about choosing your modules at any stage, you should seek help from a member of staff in your department, school or centre.

Module Directory

Our Module Directory at: www.essex.ac.uk holds descriptions of taught modules. You can browse modules by department/school/centre or search for modules by keyword or category. Each entry includes a description of the module content, the learning outcomes, the teaching, learning and assessment methods and a reading list. The directory also links to the course materials repository, an online portal which provides access to teaching materials and background resources, including past exam papers.

Timetable details

You can view your personalised teaching timetable either through the web or through your mobile phone.

The timetable can be accessed online via: www.essex.ac.uk/timetables

You will be prompted to enter your University of Essex login in the format:

Campus\username

NB Type the actual word campus.



The timetable can be accessed via an internet enabled Smartphone with a web browser.

bit.ly/essex2010

(full URL: <https://www.essex.ac.uk/timetables/pocket/>)

You should regularly check your online timetable as teaching events are subject to change.

A full guide to online student timetables is available at:
www2.essex.ac.uk/academic/offices/tt/

myEssex

Each student has a personalised web portal, which presents links to resources and services relevant to you and the modules you are studying. You can personalise the layout and content of myEssex in many ways. If you accessed myEssex for applicants, all your settings will carry forward once you are a registered student. We use myEssex to deliver alerts to certain student groups with important reminders of what's on, so it is important to use myEssex throughout your studies.

About our University Skills Centre

Our Centre runs assessment, training and one-to-one support for all students at our University on a range of key academic skills, including numeracy, academic literacy, English language, employability, library research and information and communication technology. For more information, pick up a copy of the Skills Centre Handbook or find out more via our University website.

Peer mentoring

Many academic departments offer a peer mentoring or buddying scheme – a chance for you be allocated a fellow student who can provide informal support and information to help you settle in to student life. In addition our Students' Union co-ordinate a peer mentoring scheme for specific groups of students including mature students, lesbian, gay, bisexual and transgender students and students living off campus. More information about these schemes is available from your department or: www.essexstudent.com/buddy.

Personal Development Planning

A university education provides you with a unique opportunity to focus on enhancing your knowledge of a particular academic subject and also to explore your career interests and develop yourself personally.

Personal Development Planning (PDP) is a very well-known and widely used term – in industry, as well as in education – which describes the process of taking a proactive approach to planning your future, and not just in terms of your future career; many people have no clear idea about their future career at the start of their university studies. This is where PDP comes in! It is your way of keeping on top of the opportunities that you take part in while at university. It is the process of reflecting on how you learn, evaluating your progress and planning for the future. It can help you to identify what makes you tick, what motivates you and what skills, qualities and experiences you want to focus on for building a successful career.

Embracing all that being a student at Essex has to offer can be very exciting, exposing you

Academic induction

to new people, ideas and opportunities, and shaping who you are as an individual. Taking an active role in how you learn and what you get out of your experiences can pay dividends in both the short and long term.

There are many resources and people along the way to support you through your personal development but it is important for you to take the lead and the responsibility for your progression. While lecturers, tutors, careers advisers and other staff at our University can all offer you valuable advice and guidance, remember that this is your life and only you are in a position to really make things happen.

To help you keep a record of your personal development progress, our University has developed the myLife e-portfolio. You are provided with a private myLife space to add your thoughts and plans to. You can access your myLife site at: <https://mylife.essex.ac.uk>. We are also in the process of offering a second e-portfolio system on a different platform, so there will be tools available to you and plenty of opportunities to engage in PDP.

Terminology

Our University uses many terms and abbreviations to describe our organisation, staff members and academic provision. This glossary of academic terms and abbreviations may be helpful and can be found on our website at: www.essex.ac.uk.

Events held by your department/school/centre

Each department, school or centre is holding a series of events for new students at undergraduate and postgraduate level, and information about these is given on the Freshers' web pages at: www.essex.ac.uk/freshers. You should also receive the information as part of your pre-arrival information pack along with this handbook.

Most departments, schools or centres host an event where you can meet academic staff and other students who will be studying your subject in an informal setting. There will also be talks about the content of your course and opportunities for you to find out more about the modules for which you are enrolling and options available for subsequent years of your course, if appropriate.

Some departments/schools/centres organise separate social activities for new students; it is a really good idea to go to these because you can get to know people that you will be studying with during the year ahead. There may also be informal socialising on campus, or activities off campus, to join in with.

My Freshers' Week Timetable

Fill in, pull out, keep!

(See the checklist on pages 24 and 25 for help)

Timetable

	Sunday	Monday	Tuesday
9am			
10am			
11am			
12pm			
1pm			
2pm			
3pm			
4pm			
5pm			
6pm			



Joint course students

If you are taking a joint course, it will be owned by a particular department/school/centre to which you belong. In addition, other departments, schools and centres may contribute to your joint course; the details of these are listed below for undergraduate courses. When checking to find out when events will be held by your department/school/centre, you should also check and attend events held by other departments/schools/centres who contribute

to your course. If you are an undergraduate, you can check if you are taking a joint course:

- 1) Check if your course is in the list below
- 2) Look across and note the departments, schools or centres who contribute to your course
- 3) Look on our Freshers' web pages: www.essex.ac.uk/freshers to find details of the events run by those departments, schools or centres
- 4) Note these events in your blank timetable and try to attend when you can

Joint undergraduate courses 2011-12

Course title	Lead department	Contributing department
BSc Accounting and Mathematics	Mathematical Sciences	Essex Business School
BSc Accounting and Mathematics (including year abroad)	Mathematical Sciences	Essex Business School
BA Accounting with Economics	Essex Business School	Economics
BA Accounting with Economics (including year abroad)	Essex Business School	Economics
BA American (United States) Studies with Film	United States Studies (CISH)	LiFTS
BA Business Management and Modern Languages	Essex Business School	Language and Linguistics
BA Business Management with a Modern Language	Essex Business School	Language and Linguistics
BSc Computing and Mathematics	Mathematical Sciences	CSEE
BSc Computing and Mathematics (including year abroad)	Mathematical Sciences	CSEE
BA Criminology and American Studies	United States Studies (CISH)	Sociology
BA Drama and Modern Languages	Language and Linguistics	LiFTS
BSc Economics and Mathematics	Mathematical Sciences	Economics
BSc Economics and Mathematics (including year abroad)	Mathematical Sciences	Economics
BA Economics and Politics	Government	Economics
BA Economics and Politics (including year abroad)	Government	Economics
BA Economics with French	Economics	Language and Linguistics
BA Economics with French (including year abroad)	Economics	Language and Linguistics
BA Economics with German	Economics	Language and Linguistics
BA Economics with German (including year abroad)	Economics	Language and Linguistics
BA Economics with Italian	Economics	Language and Linguistics
BA Economics with Italian (including year abroad)	Economics	Language and Linguistics
BSc Economics with Mathematics	Economics	Mathematical Sciences
BA Economics with Portuguese	Economics	Language and Linguistics
BA Economics with Portuguese (including year abroad)	Economics	Language and Linguistics
BA Economics with Spanish	Economics	Language and Linguistics
BA Economics with Spanish (including year abroad)	Economics	Language and Linguistics
BA English Language and History	Language and Linguistics	History

Academic induction

BA English Language and History (including year abroad)	Language and Linguistics	History
BA English Language and Literature	Language and Linguistics	LiFTS
BA English Language and Literature (including year abroad)	Language and Linguistics	LiFTS
BA European Studies and Modern Languages	European Studies (CISH)	Language and Linguistics
BA European Studies with Politics	European Studies (CISH)	Government
BA European Studies with French/Spanish/German/Italian	European Studies (CISH)	Language and Linguistics
BSc Finance and Mathematics	Mathematical Sciences	Essex Business School, Economics
BSc Finance and Mathematics (including year abroad)	Mathematical Sciences	Essex Business School, Economics
BA Health Studies and Sociology	Health and Human Sciences	Sociology
BA History and Criminology	History	Sociology
BA History and Economics	Economics	History
BA History and Literature	History	LiFTS
BA History and Modern Languages	History	Language and Linguistics
BA History and Sociology	History	Sociology
BA History of Art and Modern Languages	Philosophy and Art History	Language and Linguistics
BA History of Art with Modern Languages	Philosophy and Art History	Language and Linguistics
BA History with Film Studies	History	LiFTS
BA History with Modern Languages	History	Language and Linguistics
BA International Relations and Modern Languages (including year abroad)	Language and Linguistics	Government
BA Latin American Studies with Business Management	Latin American Studies (CISH)	Essex Business School
BA Latin American Studies with Human Rights	Latin American Studies (CISH)	Human Rights
BA Law and Human Rights	Law	Human Rights
LLB Law and Human Rights	Law	Human Rights
LLB Law and Philosophy	Law	Philosophy
LLB Law and Politics	Law	Government
BA Literature and History of Art	Philosophy and Art History	LiFTS
BA Literature and Modern Languages	Language and Linguistics	LiFTS
BA Literature and Sociology	LiFTS	Sociology
BA Literature and Sociology (including year abroad)	LiFTS	Sociology
BA Literature with Modern Languages	LiFTS	Language
BSc Management and Mathematics	Mathematical Sciences	Essex Business School
BSc Management with Mathematics	Mathematical Sciences	Essex Business School
BSc Management with Mathematics (including year abroad)	Mathematical Sciences	Essex Business School
BSc Management, Mathematics and Economics	Mathematical Sciences	Essex Business School, Economics
BSc Management, Mathematics and Economics (including year abroad)	Mathematical Sciences	Essex Business School, Economics
BSc Mathematics and Biology	Mathematical Sciences	Biological Sciences
BSc Mathematics and Biology (including year abroad)	Mathematical Sciences	Biological Sciences
BSc Mathematics and Humanities	Mathematical Sciences	CISH
BSc Mathematics and Humanities (including year abroad)	Mathematical Sciences	CISH
BSc Mathematics with Computing	Mathematical Sciences	CSEE
BSc Mathematics with Computing (including year abroad)	Mathematical Sciences	CSEE
BSc Mathematics with Economics	Mathematical Sciences	Economics



BSc Mathematics with Economics (including year abroad)	Mathematical Sciences	Economics
BSc Mathematics, Cryptography and Network Security	Mathematical Sciences	CSEE
BSc Mathematics, Cryptography and Network Security (including year abroad)	Mathematical Sciences	CSEE
BA Modern History and International Relations	History	Government
BA Modern History and Politics	History	Government
BA Modern Languages with Latin American Studies	Language and Linguistics	Latin American Studies (CISH)
BA Philosophy and Film	Philosophy and Art History	LiFTS
BA Philosophy and Film (including year abroad)	Philosophy and Art History	LiFTS
BA Philosophy and History	Philosophy and Art History	History
BA Philosophy and History (including year abroad)	Philosophy and Art History	History
BA Philosophy and Law	Philosophy and Art History	Law
BA Philosophy and Law (including year abroad)	Philosophy and Art History	Law
BA Philosophy and Literature	Philosophy and Art History	LiFTS
BA Philosophy and Literature (including year abroad)	Philosophy and Art History	LiFTS
BA Philosophy and Modern Languages	Language and Linguistics	Philosophy and Art History
BA Philosophy and Modern Languages	Philosophy and Art History	Government
BA Philosophy and Modern Languages (including year abroad)	Philosophy and Art History	Government
BA Philosophy and Sociology	Philosophy and Art History	Sociology
BA Philosophy and Sociology (including year abroad)	Philosophy and Art History	Sociology
BA Philosophy with Human Rights	Philosophy and Art History	Human Rights
BA Philosophy with Human Rights (including year abroad)	Philosophy and Art History	Human Rights
BA Philosophy with Modern Languages	Language and Linguistics	Philosophy and Art History
BA Philosophy, Politics and Economics	Government	Economics, Philosophy and Art History
BA Philosophy, Politics and Economics (including year abroad)	Government	Economics, Philosophy and Art History
BA Politics and Law	Government	Law
BA Politics and Law (including year abroad)	Government	Law
BA Politics and Modern Languages	Language and Linguistics	Government
BA Politics and Sociology	Sociology	Government
BA Politics and Sociology (including year abroad)	Sociology	Government
BA Politics with Human Rights	Government	Human Rights
BA Politics with Human Rights (including year abroad)	Government	Human Rights
BA Sociology of Language	Language and Linguistics	Sociology
BA Sociology of Language (including year abroad)	Language and Linguistics	Sociology
BA Sociology with Human Rights	Sociology	Human Rights
BA Sociology with Human Rights (including year abroad)	Sociology	Human Rights
BA Spanish Studies with Latin American Studies	Language and Linguistics	Latin American Studies (CISH)

* Abbreviations explained

CISH	Centre for Interdisciplinary Studies in the Humanities
CSEE	Computer Science and Electronic Engineering
LiFTS	Literature, Film, and Theatre Studies

Postgraduate students should check which are their contributing departments by asking their lead department upon arrival.

Academic induction

Useful checklist

This checklist identifies the critical information you need to know, and the actions you should take before you arrive and during your first week and first month at our University. It will help to ensure you are ready to commence your studies and to settle into student life. Further details are available on the Freshers' website.

Before you arrive

- Sign up to use myEssex for applicants via: www.essex.ac.uk.
- Activate your University of Essex computer and e-mail account (you can do this once you have signed into myEssex)
- Complete Pre-Registration online (open from September). This will allow you to complete the following registration requirements in preparation for your arrival:
 - Check and update your personal details
 - Complete Equal Opportunities questions
 - Check and update your home and contact address
 - Add emergency contact details
 - Confirm your course details
 - Upload a photograph to be used on your Registration and Library card
 - Sign-up to our University's Regulations
- Pay your tuition fees (if you are a self-funded student)
- Undergraduate students and postgraduate students on a taught course: select optional modules using eNROL, the online module enrolment system: via www.essex.ac.uk
- Complete and return your medical form if you wish to register with the Health Centre at our Colchester Campus
- Check when your departmental/school/centre events will take place during Freshers' Week at: www.essex.ac.uk/freshers

- Plan the other essential events you should attend, eg Introduction to our University talk, and Graduate School events (for postgraduates). Further details can be found at: www.essex.ac.uk/freshers
- Plan what other optional events you want to attend (eg students living off campus, adding study abroad to your degree). Further details can be found at: www.essex.ac.uk/freshers

What to bring with you to Registration

- Photographic identification (eg passport, driving licence)
- International students (those from non-European Economic Area countries) MUST bring your passport and visa
- Original qualifications (if these have not already been supplied to our Admissions Office)
- Documentation relating to the payment of your tuition fees (eg confirmation from Student Finance England or your sponsor)
- Self-funded students: the first instalment of your tuition fees, if you have not paid in advance

During Freshers' Week

- Attend departmental/school/centre events, details available at: www.essex.ac.uk/freshers
- Attend essential events, details available at: www.essex.ac.uk/freshers
- Attend other elective events that are available, details available at: www.essex.ac.uk/freshers
- Attend Registration at the Sports Hall and collect your Registration and Library card. You will register by department/school/centre, the schedule of when to register is available via: www.essex.ac.uk/freshers
- Check the location of PC labs on campus at: www2.essex.ac.uk/cs/labs and the Computing Service Helpdesk at: www2.essex.ac.uk/cs/help/helpdesk



- Login and access myEssex at: www.essex.ac.uk and check your University of Essex e-mail messages
- View your personalised teaching timetable online and check the location of teaching rooms via: www.essex.ac.uk/freshers
- Visit the Students' Union at: www.essexstudent.com and, if you wish to do, so sign up for your NUS Extra card, which entitles you to discounts in a range of shops

International students

- Register with the police, if required to do so, further details are available at: www.essex.ac.uk/freshers
- Attend the English language assessment, if required to do so, this could entitle you to free English language support classes throughout the year

During your first month

- Check how you will be assessed/examined on your course
- Check when you are required to submit your first piece of coursework
- Visit the library and understand how to use online library catalogue and databases
- Find out what plagiarism is and how to avoid it
- Find out about skills development, eg skills programmes, personal development planning
- Know where to access information about the regulations of our University
- Be aware of the range of support services available to students and be ready to ask for help if you need it
- Visit our Careers Centre any time from your first day at University and find out how they can help you start your career or continue with further study – located on Square 2

Other events

This section includes details of events that are not organised by your academic department, school or centre. These include events open to all new students, as well as some that are targeted to specific groups – so please read the following details carefully before deciding whether you would like to attend.

Please also look out for information about the wide range of activities offered by our Students' Union, which will be published separately.

Freshers' arrivals day

Sunday 2 October 2011

11am – 6pm

Square 3 and Square 4

Welcome to the University of Essex! As a new student who has just arrived onto campus and found your accommodation, you will probably have a few more questions to ask – so come along to Square 3 and Square 4 for some answers.

Alongside refreshments in Zest, our newest café, there will be information on services provided by our University and our Students' Union to help you find your feet. You can also find out how to register for your course, how to log on to our IT network, you can take a quick tour of our campus, and find out more about what's happening throughout Freshers' Week.

You can make friends with other new students arriving today, and ask current students about their experiences of living on campus. Family members are welcome too.

There will also be an opportunity to buy used household items donated by previous years' students.

Adding 'study abroad' to your course

Thursday 6 October

5pm – 6pm

LTB 1

Find out more about studying abroad as part of your course and widening your horizons – there are opportunities on virtually all our undergraduate courses and also for some postgraduates. This session offers information about study abroad around the world including Europe, North America, Latin America, Australia, New Zealand, the Middle East, Hong Kong and Japan. Come and hear about the benefits and experiences you will gain – from making new friends in other parts of the world to boosting your CV.

Representatives from our Study Abroad Office will introduce the opportunities and answer any questions you may have.

Friday 7 October

5pm – 7pm

LTB 9

Pot Luck (a film about studying abroad) – all welcome – free film screening
Parisian student Xavier jumps in at the deep end when he takes part in a European exchange scheme in Barcelona and ends up sharing an apartment with a diverse group of fellow students.

'Blissfully funny, terrifically intelligent and tender when you least expect it to be' – The New Yorker.



Strategies for study workshops

The Freshers' Week carousel is a series of three workshops intended for undergraduates, including those returning to study after an interval. All students are welcome and all sessions are free.

Each workshop will be repeated so that you can find a time best suited to you.

1. Using University guidance and resources to support independent learning; Planning and managing your time effectively.

Monday 3 October

5pm – 6pm

LTB3

Friday 7 October

10am – 11am

LTB3

Friday 8 October

11am – 12pm

LTB3

2. Note taking for 'critical thinking' and plagiarism prevention

Tuesday 4 October

5pm – 6pm

LTB3

Friday 7 October

10am – 11am

LTB9

Friday 7 October

11am – 12pm

LTB9

3. Keeping track of what works for you: reviewing, revising and enjoying your study

Wednesday 5 October

5pm – 6pm

LTB3

Friday 7 October

1pm – 2pm

LTB9

Graduate School welcome reception for all new postgraduates

Wednesday 12 October

5pm – 6.30pm

Sub Zero, Students' Union

A welcome reception for all new postgraduates hosted by the Dean of our Graduate School. A good chance to meet other graduate students. No need to book, just come along!

Tours

Campus tours

Sunday 2 October to Wednesday 5 October

Not sure where anything is? Don't worry!

Campus tours will be leaving from the information point on Square 4 at regular intervals throughout the day.

Town tours

Wednesday 5 October to Friday 7 October

Tours of Colchester town centre will leave from the information point on Square 4 at regular intervals – you may need to sign up in advance so please visit early to check. The tour takes around two hours. You will need to pay your own bus fare, so please bring some change, not notes. This is not a tourist tour; it is an

Other events

opportunity to find out how to get to all the useful places in Colchester, including the major banks, shops, cinema, police station etc.

Tours of the Albert Sloman Library

Our University Library service is a highly important part of your studies. We provide access to a wide range of learning resources, including books, journals, British and foreign-language newspapers, databases, microfilms and audio-visual materials. With a variety of silent and group study areas, as well as access to networked PCs on all floors, our Library also offers a pleasant and safe environment in which you can work. The opening hours are long and include 24-hour access to the Large Reading Room (where you will find private study places and computing facilities) from Sunday to Thursday throughout most of the year. During the summer examination period we provide 24-hour access to the whole building.

For more information, pick up a copy of our Library Guide at Registration, or visit our Library website via: www.essex.ac.uk. Alternatively, the enquiry desk staff on the first floor of our Library will be more than happy to answer any questions you may have, or you may e-mail an enquiry to: libline@essex.ac.uk.

We offer regular tours during Freshers' Week and the first two weeks of term, and you are strongly encouraged to come along to one of these. Please sign up in the Library beforehand – details will be on the notice board in the Library foyer from the beginning of Freshers' Week.

Wednesday 5 October

1.30pm – 4.30pm

Tours of the University Library will be at 15-minute intervals. Each tour will last approximately 30 minutes and provide a general introduction to library services.

Thursday 6 October and Friday 7 October

10am – 4.30pm

Tours will be at 15-minute intervals.

Weeks 2 and 3

Additional tours, for which you should also sign up in advance, will be conducted at 4pm and 4.30pm each day during the second week of term, and at 4pm and 4.30pm on Wednesday 19 October.

Please ensure that you are familiar with Library regulations and remember that you must not allow other people to borrow books on your registration card.

Games Without Frontiers

Games Without Frontiers is a short programme of workshops which introduce educational games that help you identify and develop the sorts of skills which are important for success at university and beyond. At the same time, the programme provides an opportunity to meet other students of different nationalities from different departments. The sessions are available to new undergraduate students and taught Masters students (PhD students will have an opportunity to take part in these games from week two onwards through the FirSTeps introductory courses). Places for each session are limited to approximately 30 students and will be allocated on a first-come, first-served basis.



The Acid Test
Tuesday 4 October
3pm – 4pm
5N.7.23

The Acid Test is a fun exercise enabling you to explore your planning and problem solving skills and those of other people in your team. Planning and problem solving are important skills for university-level study in all fields of work, so why not take this opportunity to improve these skills and meet and work with some new people at the same time?

The Symbol Game
Wednesday 5 October
3pm – 4pm
5N.7.23

The Symbol Game is a card-based exercise designed to improve group problem solving and communication. It will show you the importance of setting clear objectives, based on a sound analysis and understanding of the problem, which is important in both study and work.

Don't Spill It
Thursday 6 October
3pm – 4pm
5N.7.23

Don't Spill It involves you working as part of a team to build a device to transport a vessel over a specified distance without spilling its contents. Working as part of a team is a feature of many academic modules and other aspects of student life, so this exercise will give you a new way of understanding what is important in team working.

The Superteam Challenge
Friday 7 October
3pm – 5pm
5N.7.23

The Superteam Challenge requires a small team to carry out a range of tasks in a short space of time. To succeed you will need to plan, solve problems, work as a team and manage time effectively. There are prizes for the successful team.

Students not living in University accommodation

Monday 3 October
5.30pm – 7pm
Level 2, Students' Union

Every year we see an increase in the number of first-year students who choose not to live in University accommodation. Our University and our Students' Union are keen for this group of students to feel as much a part of our community as those who live in University accommodation. This event offers those of you in this category the opportunity to meet other students from off campus and find out how our University and Students' Union can help you get the most out of your time at Essex.

Mature students

Tuesday 4 October
9.30am – 10.30am
4S.6.28

Many, although not all, mature students will form part of the group mentioned above and are welcome to attend that event. This event is an opportunity for those of you who don't fall into the "traditional" age group for undergraduate study to meet other mature students in an informal setting and hopefully

Other events

make some useful contacts. Also in attendance will be staff members from Student Support, who can respond to queries or point you in the direction of an appropriate service for help. Refreshments provided.

Freshers' Fair

Saturday 8 October

12pm – 4pm

Squares 2–5

Our Students' Union's Freshers' Fair is one of the year's biggest events and is the perfect way to find out more about all of the amazing opportunities available to you at university. Taking place at the end of Fresher' Week, the Fair gives you the opportunity to sign up to any of our Union's 150 clubs and societies, covering everything from football to film-making, as well as picking up great deals from student-friendly companies. The Fair regularly attracts up to 5,000 students, so this is one event you won't want to miss!

Freshers' Village

Come along to Square 4 on Tuesday, Wednesday and Thursday of your first week, where a number of stalls at Freshers' Village, staffed by University staff and students, will be offering information and advice on a range of University services.

These include careers advice and how to get paid work, how to join a student enterprise team, sign up to the mailing list for arts events held on campus, join our University's social media, and all you need to know about our University's sports membership scheme, Passport to Sport – plus more!

Multi-Faith Chaplaincy Centre events

Colchester Campus has a thriving Multi-Faith Chaplaincy Centre with representatives from major faith groups.

Among the groups you can find here are: Anglican; Baptist Union; Catholic; Chinese Christian Fellowship; Christian Union; Congregational; Friends International; Greek Orthodox; Islamic Society; Jesus is Alive Fellowship; Jewish Community; Methodist; Society of Friends (Quakers); Unitarian; United Reformed.

Come and find us in the Multi-Faith Chaplaincy Centre from entrance 2NE off Square 2. Our Centre is signposted within this area of our University. It consists of two worship areas, a small meeting room, three Chaplaincy offices, Islamic ablution rooms and a library area.

During Freshers' week there is a range of welcome events open to those of all faiths and none, including the event listed below. Please see our Chaplaincy website via: www.essex.ac.uk

Chaplaincy Buffet

Wednesday 5 October

6pm – 8pm

Multi-Faith Chaplaincy Centre

Come and enjoy a free buffet and meet some of the representatives of the groups. All are welcome to drop in between these times.



International students

There are various events during Freshers' Week aimed specifically at international students, these are in addition to those organised by your department, school or centre. Some of the events are compulsory for some international students so please read the information carefully.

English language test and in-session classes

Who must sit the English test?

All students whose first language is not English are required to take the test. The assessment is not a pass/fail examination, and is not used to determine entrance to University departments/schools/centres. The purpose is to identify which students may benefit from taking free English language support classes.

What if I have an advanced English language qualification?

Virtually all students whose first language is not English will have an internationally recognised English language qualification, but these are hard to equate one with another. We ask students to sit another simple test to provide statistical data on likely in-session support needs. Only students who have taken the English language test will be eligible for these classes.

When does the test take place?

Part I of the test will take place on Wednesday in the Lecture Theatre Building. Part II (an online test) can be taken on either Thursday or Friday. Please ensure that you attend the Part I test at the correct time (see below).

Part I Test Sittings for Wednesday 5 October

Session 1 (Undergraduates) 9.15 – 10.45am

Biological Sciences; Computer Science and Electronic Engineering; Health and Human Sciences; International Academy; Economics; Language and Linguistics; Mathematical Sciences; Psychology; Sociology

Session 2 (Postgraduates) 11.30am – 1pm

Biological Sciences; Mathematical Sciences; Computer Science and Electronic Engineering; Health and Human Sciences; Psychology; International Academy; Economics; Language and Linguistics; Sociology

Session 3 (Undergraduates) 2.45 – 4.15pm

CISH; Essex Business School; Government; History; Law; Literature, Film, and Theatre Studies; Philosophy and Art History; Psychoanalytic Studies; Study Abroad Programmes

Session 4 (Postgraduates) 5.15 – 6.30pm

Essex Business School; Government; History; Human Rights Centre; ISER; Law; Literature, Film, and Theatre Studies; Philosophy and Art History; Psychoanalytic Studies; Study Abroad Programmes

Other events

How do I get my test results and more information on English language classes?

Your scores will be e-mailed to you during the first week of the autumn term, together with information on how to register for free English language support classes.

Classes on offer in the autumn term:

Academic Writing Skills, Orientation to Essay Writing, Academic Speaking, Pronunciation, Grammar Review, PhD Language Support, Social English.

How can I get more information?

There will be information sessions about the assessments and in-session provision on Monday 3 October at 10am and 11am in LTB 8 as part of the Academic Skills Training Talk by our University Skills Centre. You can also look at our website at:
www.essex.ac.uk/skillscentre/english_language.

Registration with the police

Tuesday 4 October – Thursday 6 October
9am – 4pm

LTB B

Students from the countries listed below, who are studying at our University for more than six months, will usually be required to register with the police. Your entry clearance should state 'Police registration within seven days of arrival'.

Afghanistan
Algeria
Argentina
Armenia
Azerbaijan
Bahrain
Belarus
Bolivia
Brazil

China*
Columbia
Cuba
Egypt
Georgia
Iran
Iraq
Israel
Jordan

Kazakhstan
Kyrgyzstan
Kuwait
Lebanon
Libya
Moldova
Morocco
North Korea
Oman
Palestine
Peru
Qatar

Russia
Saudi Arabia
Sudan
Syria
Tajikistan
Tunisia
Turkey
Turkmenistan
United Arab Emirates
Ukraine
Uzbekistan
Yemen

*Some citizens of Hong Kong have new passports and are required to register with the police; if you are unsure if this applies to you, please check with the police when you arrive.

It is important to note that you must register with the police within seven days of your arrival in the UK. You will be able to register with the police who will be present in LTB B on Tuesday, Wednesday and Thursday of Freshers' Week. To do this, you will need:

- your passport and your Identity Card for Foreign Nationals (ICFN) or Biometric Residence Permit (BRP) if you have been issued with one;
- the registration fee of £34 in cash;
- two passport-sized photographs;
- the full address of where you are living in the UK; and
- your original offer letter.

If you have a spouse and/or children with you in the UK you will also need to take:

- their passports and ID card (ICFN or BRP), if they have one;
- the registration fee, £34 per person over the age of 16; and
- two passport-sized photographs of each person over the age of 16.



There is no registration fee for children under 16 years old.

If you arrive in the UK on or before Monday 26 September, or if you miss the registration sessions in LTB B, you will have to go to the nearest police station to register. You should ring the police station on Southway in Colchester, telephone: 01206 717633 or: 0300 333 4444 extension: 10390 and make an appointment with the Foreign Nationals Registrar.

Information for disabled students

There are events during Freshers' Week for you to find out more about support if you have disabilities, specific learning difficulties (SpLD) such as dyslexia, medical conditions or mental health difficulties.

Dyslexia information and drop-in session

Tuesday 4 October
2pm – 3pm
4S.6.28

If you have, or think you have, a specific learning difficulty such as dyslexia or dyspraxia, we can give you details of what support is available at our University.

- Disclosing your condition and confidentiality
- Academic support arrangements
- Computing facilities and assistive software
- Study strategies and tutorial support
- Disabled Students' Allowance and assessment of need

Disability advisers will be on hand to speak to privately – if you have any questions, please just come and ask.

Disability information and drop-in session

Thursday 6 October
2pm – 3pm
4S.6.28


Do you have a disability, long term medical condition or mental health difficulties? Are you worried about disclosing a condition and confidentiality? Come along and find out more about the provision available on campus

including academic support, disability funding, applying for exam arrangements and accessible campus tours.

Further information

If you are unable to attend these events and want to find out more, please contact our disability team in Student Support. No appointment is necessary, and you will be able to see a duty adviser during our opening times.

Contact the Disability Team, room 4N.6.2
T 01206 872365 or 01206 873444
E disab@essex.ac.uk



Policy Statement on Equal Opportunities

The University of Essex, in conformity with the intention of its Charter, confirms its commitment to a comprehensive policy of equal opportunities within the University. It aims to create the conditions whereby students and staff are treated solely on the basis of their merits, abilities and potential regardless of gender, colour, ethnic or national origin, age, socio-economic background, disability, religious or political beliefs and affiliations, family circumstances, sexual orientation or other irrelevant distinction.

The University is committed to a programme of action to ensure that this policy be fully effective.

Policy Statement on the Promotion of Racial Equality

The University of Essex has a diverse, international, and multicultural community and in conformity with the intention of its Charter is committed to providing equality of opportunity to all its staff and students, and potential staff and students, regardless of race, ethnicity or nationality. The University has a responsibility to promote good race relations and to ensure that all members of the University community, and visitors to the University, are treated with dignity and respect. The University will ensure, in the operation of all its functions, that racial discrimination does not occur.

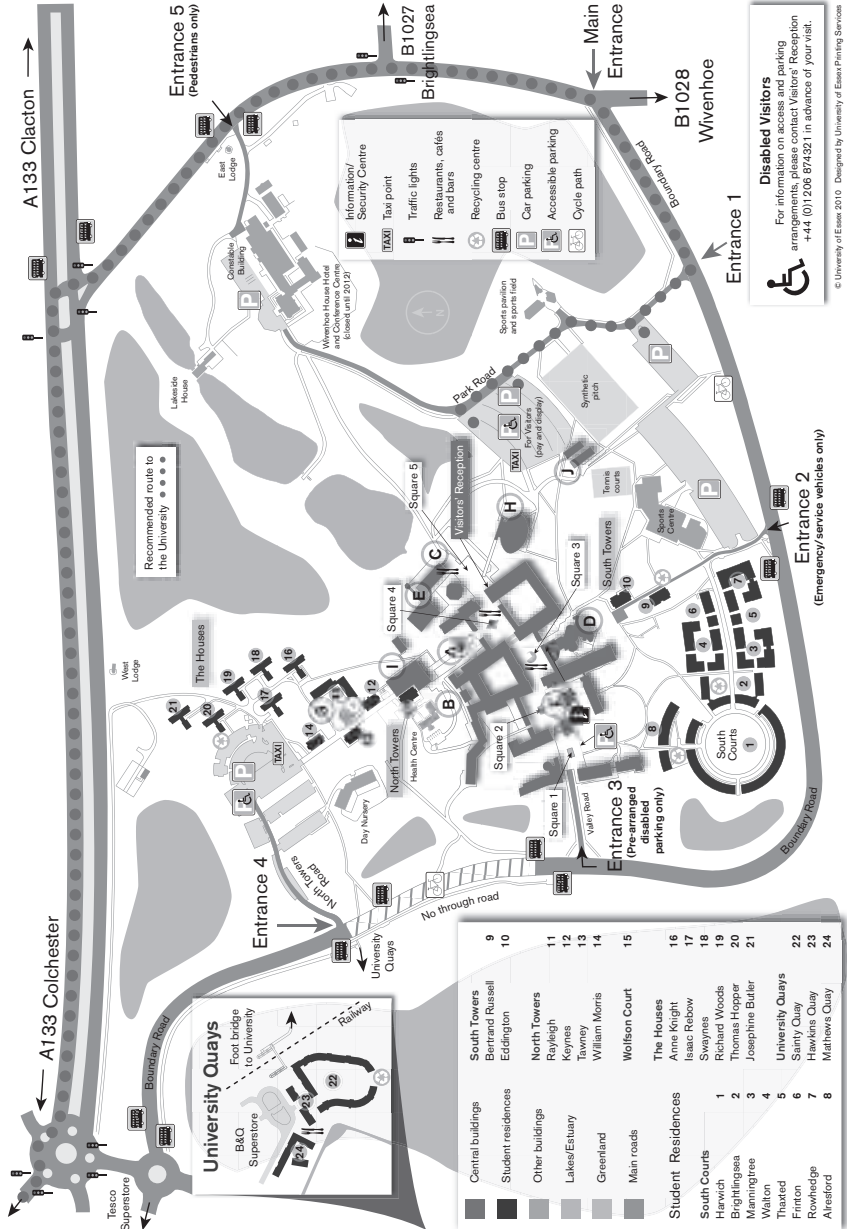
Policy Statement on Students with Disabilities

The University of Essex, in conformity with its Charter, is committed to a comprehensive policy of equal opportunities. It also recognises that it has a responsibility under the relevant legislation to ensure that it does not discriminate against students or potential students with disabilities.

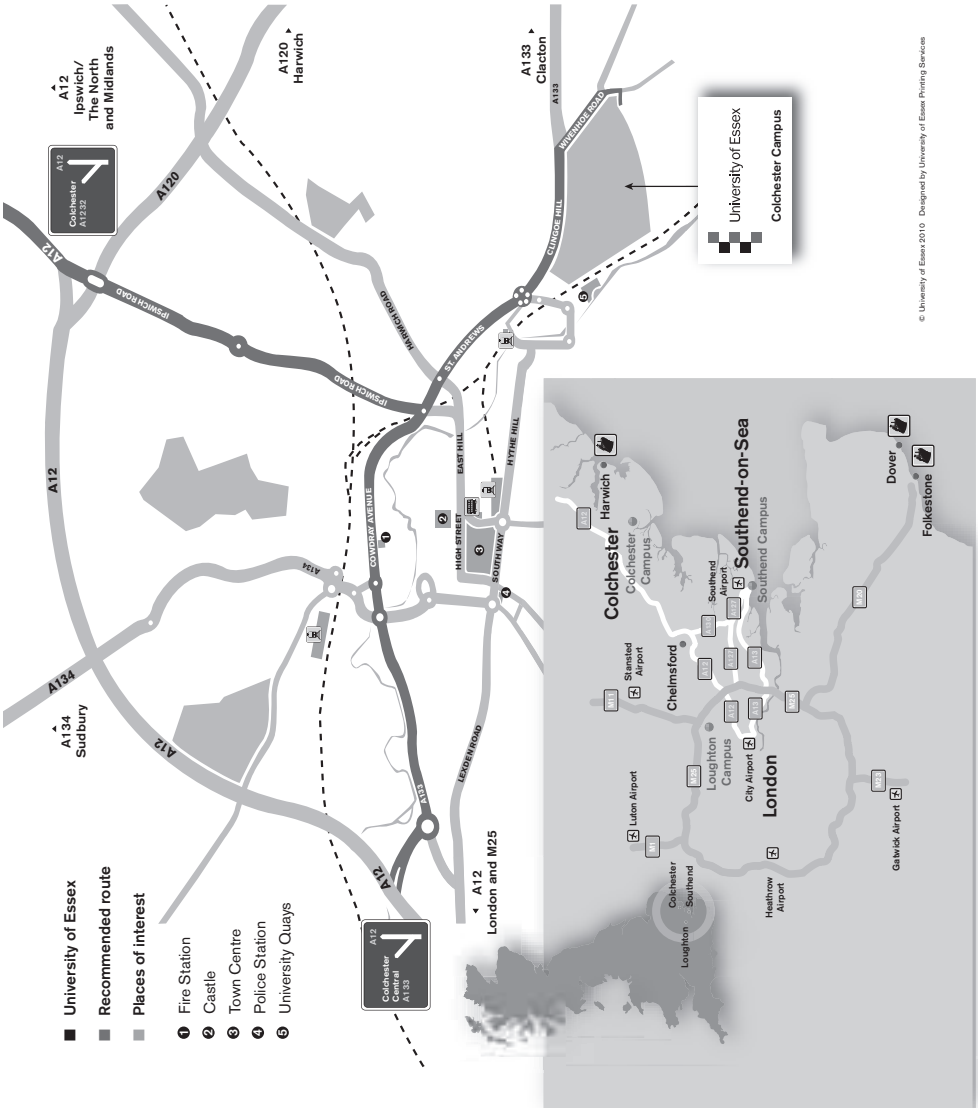

The University welcomes students with disabilities and specific learning difficulties and recognises that the environment, services and facilities may themselves be “enabling” or “disabling”, and therefore aims to continue to develop a more “enabling” environment and a non-discriminatory culture in the University community.

The University is committed to a programme of action to ensure that these policies are fully effective.

Plan of our Colchester Campus



How to get to our Colchester Campus



© University of Essex 2010. Designed by University of Essex Printing Services

Notes

Contact details



Address

University of Essex
Wivenhoe Park
Colchester CO4 3SQ
United Kingdom

Telephone

National: 01206 873333
International: +44 (0)1206 873333

Fax

National: 01206 873598
International: +44 (0)1206 873598

Web

For those with access to the worldwide web or internet, more information about our University is available at: www.essex.ac.uk and Freshers' Week information is at: www.essex.ac.uk/freshers.

Please note, these web pages will be updated regularly so it is worth visiting them each day to keep up with any changes to events.

www.essex.ac.uk/freshers

These pages will be updated regularly, so it is worth visiting time and time again to ensure that you keep up with all the latest news!

Produced by
Student Support (2011)



Designed and printed by Print Essex
at the University of Essex



50% recycled
material