

Colchester Campus Under-Podia Access Map



A guide to arrival and parking under-podia, and step-free access to central squares at the University of Essex (Colchester Campus)

The Under-Podia entrance runs beneath the heart of campus from east (Valley Road) to west. Although primarily used for service deliveries and access to the Lakeside Theatre Stage Door, much of the University's accessible parking is located here, together with parking for bicycles and motorbikes. The approach also offers an easy route for visitors arriving by public transport or needing a drop-off point. It has the advantages of being:

- **Central and step-free** – lifts provide level-access from under-podia to all five main squares, with most departments, teaching spaces and social facilities easily accessible from there on.
- **Dry** – under-podia routes onto campus entail relatively short distances and have the benefit of being mostly undercover.
- **Well-populated and safe** – Under-Podia is a busy area and there should always be people nearby to direct or assist you if needed. Clearly-marked pedestrian zones provide walkers and chair users with safe passage.

About this map

- The map should be used in conjunction with the 'Colchester Campus Access Map' (a square-level guide to step-free routes and access information - see 'Where can I find out more?'). The 'central locations' table (provided on both maps) gives directions to all departments and key facilities accessible from the central squares.
- The Under-Podia entrance was originally designed with vehicular access in mind and we recognise that despite some advantages it is not ideal for pedestrian access. We hope this map helps but if you require further assistance please notify Security (01206 872971) or the department you are visiting, and we will arrange to meet you.

Three tips for negotiating under-podia

Know which of the five main squares you are heading for

5

- Five squares, situated immediately above-podia, dominate central campus. Most departments, social spaces and facilities can be accessed directly from the squares. The map key indicates which lifts from under-podia connect with which square/s.
- Note: the squares are set at three different levels. Square numbers do not tally with level numbers, so it pays to know both! Here's a guide:

Squares 4 and 5 (level 5)

Squares 2 and 3 (level 4)

Square 1 (level 3)

Know which of the four main under-podia entrances best serves the square you want



Networks Centre



Department of Psychology



Students' Union



Central Squares

Know your 'super-lifts'

- This is particularly important on your return to under-podia. Many lifts serve campus but those marked as rectangles are the principal lifts providing access between under-podia and the main squares.

L8

H5

Transport

Arriving by car or bus (via under-podia)



- All parking under-podia is by prior arrangement only. Visitors should contact Security (01206 872971). Disabled staff and students seeking temporary or permanent under-podia parking should visit our Accessible Travel Guide online for contact information: www.essex.ac.uk/visiting/accessible_colchester.aspx.



- Many of the buses that run on routes to Colchester, Wivenhoe and beyond are now 'low-floor' with wheelchair access, although frequency/times cannot be guaranteed. There are bus shelters at all stops. For more information contact First, telephone: 01206 366911 or online: www.firstgroup.com.

Where can I find out more?

- **On campus** for hard-copy under-podia and campus maps ask at *Reception* (Square 5) or the Information Centre (Square 4).
- **Online** for downloadable versions, and for all other access-related information: access@essex.ac.uk

Accessible routes to central locations from the main squares

Note: ■ Use together with Location of Teaching Rooms map: www.essex.ac.uk/colchester/guide.aspx and Colchester Campus Access Map: www.essex.ac.uk/access.

- Only the main locations for each department (and academic centres with a physical location) are listed. For others, ask in the relevant department office.
- Facilities and shops located directly on the squares are not listed.

Contact information for key map locations (telephone: 01206 87...)

- Reception: Sq 5, T 4321
- Information Centre: Sq 3, T 2125
- Students' Union Advice Centre: Sq 3, T 4031
- Constable building (iLab and Children's Legal Centre) T 3838
- Lakeside Theatre: Sq 5, T 3288 ■ Sports Centre: T 3250
- Health Centre: T 01206 794484 (on campus ext. 3699)

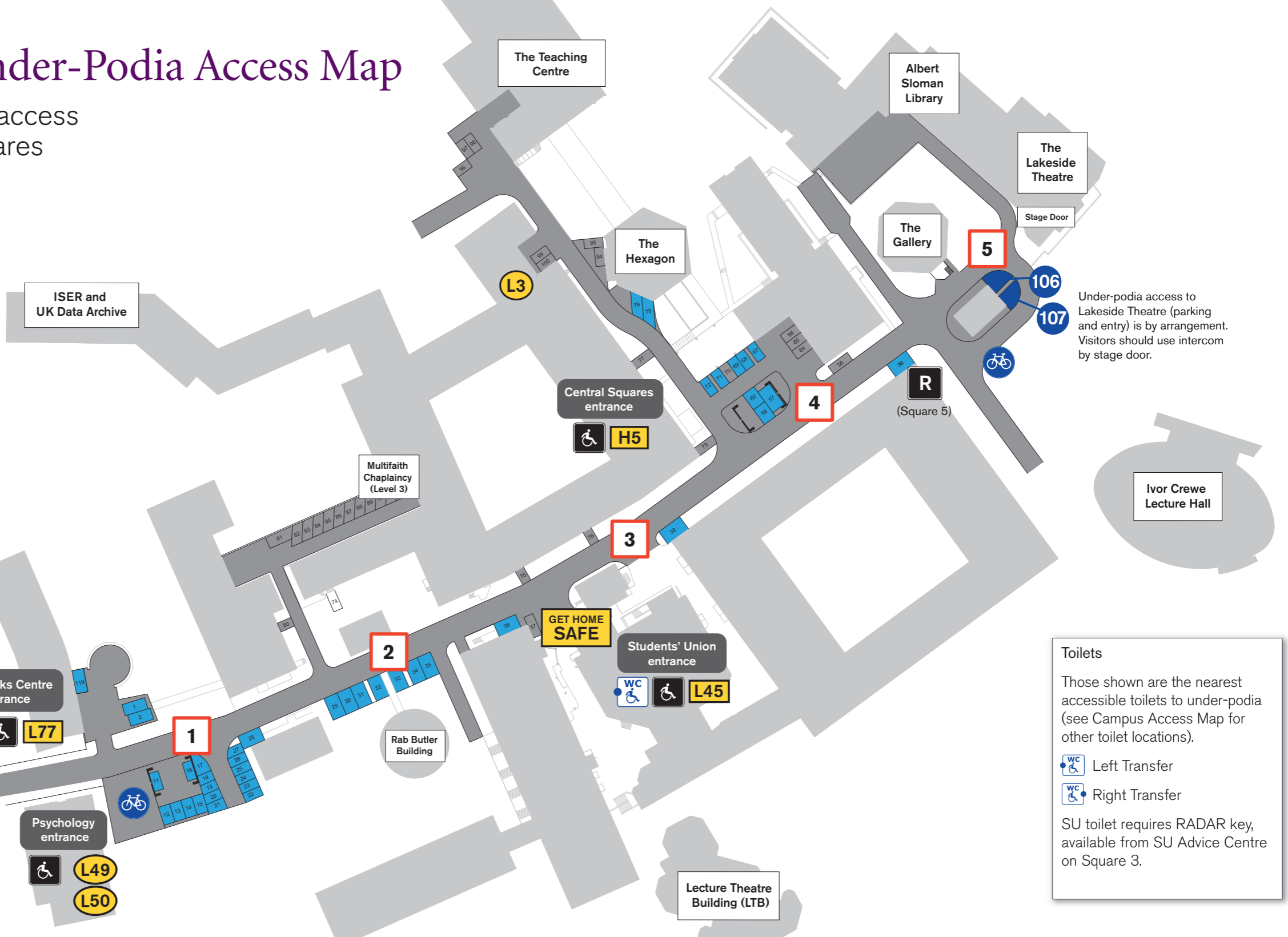
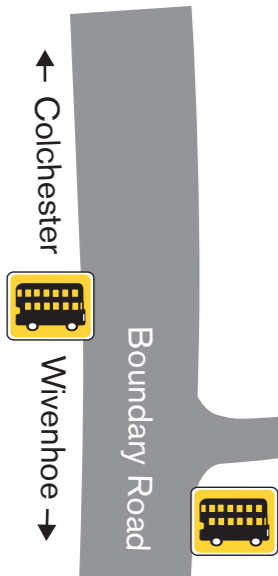

Departments and Centres	Level	Entrance		Lift	Main Office		
		Square	Corner		Room	Telephone (01206 87...)	
School of Biological Sciences	4	Sq 3	SW	L17	R 3SW.4.06	T 4074	
School of Computer Science and Electronic Engineering	1,2,3,4 and 5	Sq 1	NW	L77	R 4.514 (Computing Building)	T 2770	
		Sq 2 (via footbridge)	NW				
Economics	5B	Sq 2	NW	L22	R 5B.212	T 2728	
		Sq 3	NE	H5 and L3 (via level 3)			
Essex Business School	4,5, 6 and 7	Sq 4	NW	H5	R 5N.5.6	T 3072	
		Sq 4	N	L58			
Government	5A and 5B	Sq 3	NE	H5 and L3 (via level 3)	R 5B.318	T 2757	
		Sq 4	NW				
	5	Sq 2	NE	L16			
		Sq 3	NE	H5			
Sq 4	NW	Square-level					
School of Health and Human Sciences	4,5 and 6	Sq 3	SW	L84	R 2S2.4.02	T 2854	
History	7 and 8	Sq 4	N	L58	R 5NW.7.18	T 2190	
Human Rights Centre	5 and 6	Sq 4	SE	H3	R 5S.6.2	T 2558	
International Academy	4	Sq 3	NE	H5 and L3 (via level 3)	R 4.117	T 2842	
		Sq 4	NW				
Institute for Social and Economic Research	4, 5B, 5A and 6	Sq 2 (via footbridge)	N	L79	2N2.5B.17	T 2957	
Language and Linguistics	4	Sq 3	NE	H5 and L3 (via level 3)	R 4.324A	T 2201	
		Sq 4	NW				
School of Law	4,5,6 and 7	Sq 4	SE	H3	R 5S.5.5	T 2567	
Literature, Film, and Theatre Studies	5A	Sq 3	NE	H5 and L3 (via level 3)	R 5A.201	T 2626	
		Sq 4	NW				
Mathematical Sciences	6	Sq 2	NE	L16	R 6.311	T 3040	
		Sq 3	NE	H5			
		Sq 4	NW				
School of Philosophy and Art History	5B and 6	Sq 3	NE	H5 and L3 (via level 3)	R 6.130	T 3485	
		Sq 4	NW				
Centre for Psychoanalytic Studies	6	Sq 4	SW	H6	R 4SB.6.2	T 3640	
			SE	H3			
Psychology (and Centre for Brain Science)	1,2,3 and 4	Sq 1	W	L49/50	R 3.702	T 3802	
Sociology	6	Sq 2	NE	L16	R 6.339	T 3055	
		5A	Sq 3	NE			H5 and L3 (via level 3)
			Sq 4	NW			
UK Data Archive	4, 5B, 5A and 6	Sq 2 (via footbridge)	N	L79	2N2.5B.25	T 2001	

Advice, Support and Other	Level	Entrance		Lift	Main Office	
		Square	Corner		Room	Telephone (01206 87...)
Student Support	6	Sq 3	NE	H5	R 4N.6.2	T 2365
		Sq 4	NW			
Equality and Diversity	6	Sq 4	SE	H3	R 4SA.6.8	T 3507
Estate Management helpdesk	6	Sq 2	NE	L16	R 6.003	T 2959
		Sq 3	NE	H5		
		Sq 4	NW			
Human Resources	6	Sq 3	NE	H5	R 4SA.6.1	T 3433
		Sq 4	NW			
Occupational Health	3	Sq 3	NE	H5	R 3.109	T 2399
		Sq 4	NW			
Chaplaincy	3	Sq 3	NE	H5	R 3.301	T 3108
		Sq 4	NW			
Accessible toilet with adult changing bench facility	5A	Access via: Social Sciences Research Building (Sq 2 and footbridge), or Department of Sociology (see above)			R (nearest office) 5A.342	

Colchester Campus Under-Podia Access Map

Accessible parking and step-free access from under-podia to the main squares

If you require further assistance please contact Security, telephone: (01206) 872971.



Under-podia access to Lakeside Theatre (parking and entry) is by arrangement. Visitors should use intercom by stage door.

Toilets
 Those shown are the nearest accessible toilets to under-podia (see Campus Access Map for other toilet locations).
 Left Transfer
 Right Transfer
 SU toilet requires RADAR key, available from SU Advice Centre on Square 3.

Map Key

Parking

- 106 107 (Lakeside Theatre)
- Staff and students: allocated accessible parking for disabled drivers
- Bicycle parking zone
- A pedestrian walkway (not included on map) connects parking with main entrances
- Students' Union night-time 'Safety-Bus' service for students living off-campus. Details online: www.essexstudent.com/going_out/safety_bus/

Recommended entrances and lifts

- L77 Network Centre Entrance
Open 5am to 12 midnight, 7 days a week. Direct access to Square 1 (level 3) and Square 2 (level 4). Access to Square 3 (via Square 2).
- H5 Central Squares Entrance
Open 24 hours, 7 days a week. Direct access to Square 3 (level 4) and Square 4 (level 5). Access to Square 2 (via Square 3) and Square 5 (via Square 4).

Additional entrances

- L49 L50 Psychology Entrance
Open 5am to 12 midnight, 7 days a week. Direct access to Square 1 only.
- L45 Students' Union Entrance
Open 24 hours, Mon-Thurs. Security-controlled at weekends. Direct access to Square 3 (level 4); access to Square 2 (via Square 3), and Square 4 (level 5, via linking corridor).

*Rectangular lift icons indicate 'super lifts' i.e. lifts linking Square-levels

Squares and square levels

Squares

Square levels
 Level 3 Level 4 Level 5

Most direct lift access
 L77 H5 H5
 L49 L45